



The United Republic of Tanzania

CRIME AND TRAFFIC INCIDENTS STATISTICS REPORT

JANUARY – DECEMBER 2025



February 2026

Table of Contents

List of Tables iii

List of Figures v

PREFACE vi

ACKNOWLEDGEMENT vii

ABBREVIATIONS viii

EXECUTIVE SUMMARY ix

CHAPTER ONE 1

BACKGROUND 1

1.0 Introduction..... 1

1.1 Geography and Administration..... 1

1.2 Administrative Structure of the Tanzania Police Force..... 1

1.3 Role of the Police Force..... 2

1.4 Police Force Statistics 2

1.5 Crime Statistics Unit of Tanzania Police Force 2

CHAPTER TWO 3

CRIME SITUATION IN THE COUNTRY 3

2.0 Introduction..... 3

2.1 Crime Statistics and Road Traffic Incidents in Tanzania 3

2.2 Analysis of Major Criminal Offences 7

2.2.1 Offences Against Persons 7

2.2.2 Offences Against Persons by Region..... 8

2.2.3 Offences Related to Property 9

2.2.4 Offences Related to Property by Region 9

2.2.4.1 Financial Crimes 11

2.2.4.2 Financial Crimes by Region..... 11

2.2.5 Offences Against State Security and Public Tranquility 12

2.2.6 Offences against State Security and Public Tranquility by Regions 13

2.3 Analysis of Major Criminal Offences by Type 15

2.4 Analysis of Major Criminal Offences by Police Regions..... 17

2.5 Analysis of Minor Criminal Offences by Police Regions 18

2.6 Offences with Big Impact on the Society 20

2.6.1 Murder and its Causes..... 20

2.6.2 Land Disputes 22

2.6.3 Gender Based Violence 24

2.6.3.1 Gender Based Violence against Children 29

2.6.3.2 Gender Based Violence against Adults..... 33

2.6.4 Illegal Immigrants..... 37

2.6.5 Cyber Crimes 40

2.6.6 Financial Transaction Fraud 41

2.6.7	Extrajudicial Incidents	42
CHAPTER THREE.....		43
ROAD SAFETY		43
3.0	Introduction.....	43
3.1	Trend of Traffic Incidents.....	43
3.2	Road Safety Operations	46
3.3	Motorcycle Accidents	48
3.4	Causes of Road Accidents	50
CHAPTER FOUR.....		52
RELATIONSHIP BETWEEN CRIME AND OTHER SOCIO-ECONOMIC FACTORS.....		52
4.0	Introduction.....	52
4.1	Relationship between Crime and Socio-Economic Factors.....	52
4.2	Crimes in Relation to Population and Land Area	52
4.2.1	Number of Offences per Geographical Area	52
4.2.2	Proportion of Criminal Offences per 100,000 persons	53
4.2.3	Road Traffic Incidents	54
CHAPTER FIVE.....		57
STRATEGIES FOR PREVENTING, COMBATING CRIME AND TRAFFIC INCIDENTS.....		57
5.0	Introduction.....	57
5.1	Offences Against Person.....	57
5.2	Offences Related to Property	59
5.3	Offences against State Security and Public Tranquillity	60
5.4	Financial Crimes	61
5.5	Cyber crime.....	61
5.6	Road Traffic Incidents	62
CHAPTER SIX		63
EVENTS THAT DREW THE ATTENTION OF THE COMMUNITY		63
6.0	Introduction.....	63
CHAPTER SEVEN.....		72
CONCLUSION AND RECOMMENDATIONS.....		72
7.0	Introduction.....	72
7.1	Conclusion	72
7.2	Recommendations.....	72

List of Tables

Table 2.1	Number, Difference and Percentage Change of Criminal Offences and Traffic Incidents by Type; Tanzania, January - December, 2025	4
Table 2.2	Number, Difference and Percentage Change of Criminal Offences and Traffic Incidents by Type; Tanzania, January - December, 2025	5
Table 2.3	Number, Difference and Percentage Change of Criminal Offences and Traffic Incidents by Type; Tanzania Zanzibar, January - December, 2025	6
Table 2.4	Number, Difference and Percentage Change of Offences Against person by Type; Tanzania, January - December, 2025	7
Table 2.5	Number of Offences Against Persons by Type of Offence and Police Region; Tanzania, January -December, 2025	8
Table 2.6	Number, Difference and Percentage Change of Offences Related to Property by Type of Offence; Tanzania, January - December, 2025.....	9
Table 2.7	Number of Offences Related to Property by Type of Offence and Police Region; Tanzania, January – December, 2025	10
Table 2.8	Number, Difference and Percentage Change of Offences Related to Finance by Type of Offence; Tanzania, January to December, 2025.....	11
Table 2.9	Number of Financial Crimes by Places Where the Theft Occurred and Police Region; Tanzania, January – December, 2025.....	12
Table 2.10	Number, Difference and Percentage Change of Offences Against State Security and Public Tranquility by Type of Offence; Tanzania, January – December, 2025.....	13
Table 2.11	Number of Offences against State Security and Public Tranquillity by Type of Offence and Police Region; Tanzania, January – December, 2025	14
Table 2.12	Number, Difference and Percetage Change of Major Criminal Offences by Type of Offence and Police Region; Tanzania, January – December, 2025	16
Table 2.13	Number of Major Offences; Offences Related to Property, Financial Crime, Offences Against Person and Offences Against State Security and Public Tranquility by Police Region; Tanzania, January – December, 2025.....	17
Table 2.14	Number of Minor Criminal Offences by Type and Police Region; Tanzania, January – December, 2025	19
Table 2.15	Number of Reported Murder Cases, Number of Suspects and People Killed by Sex and Reason and Police Region; Tanzania, January – December, 2025	21
Table 2.16	Number of Deaths and Injuries Due to Land Disputes by Type and Police Region; Tanzania, January to December, 2025	23
Table 2.17	Number of Gender-Based Violence and Abuse Offences by Type of Offence; Tanzania, January–December, 2025	25
Table 2.18	Number of Victims of Gender Based Violence by Type of Offence and Police Region; Tanzania, January – December, 2025.....	26
Table 2.19	Number of Victims of Gender Based Violence against Children by Type of Offence and Police Region; Tanzania, January – December, 2025	30
Table 2.20	Number of Victims of Gender Based Violence against Adults by Type of Offence and Police Region; Tanzania, January – December, 2025	34
Table 2.21	Number of Cases and Number of Illegal Immigrants by Sex, Nationality, and Police Region; Tanzania, January – December, 2025.....	38
Table 2.22	Number, Difference and Percentage Change of Cyber Criminal Offences by Type, Tanzania, January – December, 2025	40

Table 2.23	Number of Mobile Crime offences and Financial Services by Type of Offences and Police Region; Tanzania, January – December, 2025.....	41
Table 2.24	Number of Extrajudicial Killings by Police Region; Tanzania, 2016 - 2025	42
Table 3.1	Number, Difference and Percentage Change of Road Traffic Accidents, Deaths and Injured Persons; Tanzania, January – December, 2025	44
Table 3.2	Number, Difference and Percentage Change of Road Traffic Accidents, Deaths and Injured Persons; Tanzania Mainland, January – December, 2025	45
Table 3.3	Number, Difference and Percentage Change of Road Traffic Accidents, Deaths and Injured Persons; Tanzania Zanzibar, January – December, 2025	45
Table 3.4	Number of Traffic Offences, Number of Deaths and Injured Persons by Police Region; Tanzania, January - December, 2025	47
Table 3.5	Number, Difference and Percentage Change of Motorcycle Accidents, Deaths and Injured Persons; Tanzania, January – December, 2025	48
Table 3.6	Number, Difference and Percentage Change of Motorcycle Accidents, Deaths and Injured Persons; Tanzania Mainland, January – December, 2025	49
Table 3.7	Number, Difference and Percentage Change of Motorcycle Accidents, Deaths and Injured Persons; Tanzania Zanzibar, January – December, 2025	49
Table 3.8	Number of Motorcycles, Accidents and Casualties by Police Region; Tanzania, January – December, 2025	50
Table 3.9	Number and Percentage of Accidents by Type; Tanzania Mainland, January – December, 2024 and 2025.....	51
Table 4.1	Number of Criminal Offences, Number of Persons in each offence, Criminal Offences per 100 Km ² and ratio of offences per 100,000 people by Police Region; Tanzania, January - December, 2025	54
Table 4.2	Number of Traffic Offences, Number of Persons, Number of Police Officers, Number of Offences per 100 Square Kilometres and Number of Offences per Traffic Police Officer by Police Region; Tanzania, January – December, 2025	56
Table 5.1	Strategies Used to Combat Offences against Persons; Tanzania, January-December, 2025	57
Table 5.2	Strategies Used to Combat Offences Related to Property; Tanzania, January-December, 2025	59
Table 5.3	Strategies Use Combat Offences against State Security and Public Tranquility; Tanzania, January-December, 2025	60
Table 5.4	Strategies Used to Combat Financial Crime in Tanzania; January-December, 2025 ..	61
Table 5.5	Strategies Used to Combat Cyber Crime; Tanzania, January-December, 2025	61
Table 5.6	The Strategies which are Used to Combat Road Traffic Incidents; Tanzania, January-December, 2025.....	62

List of Figures

Figure 2.1	Number and Percentage Change of Criminal Offences and Traffic Incidents by Type; Tanzania, January - December, 2025	5
Figure 2.2	Number and Percentage Change of Criminal Offences and Traffic Incidents by Type; Tanzania, January - December, 2025	6
Figure 2.3	Number and Percentage Change of Criminal Offences and Traffic Incidents by Type; Tanzania Zanzibar, January - December, 2025.....	7
Figure 2.4	Causes of Murder in percentage; Tanzania, January – December, 2025	20
Figure 3.1	Number and Percentage Change of Road Traffic Accidents, Deaths and Injured Persons; Tanzania, January – December, 2025	44
Figure 3.2	Number and Percentage Change of Road Traffic Accidents, Deaths and Injured Persons; Tanzania Mainland, January – December, 2025.....	45
Figure 3.3	Number and Percent Change of Road Traffic Accidents, Deaths and Injured Persons; Tanzania Zanzibar, January – December, 2025.....	46
Figure 3.4	Number and Percentage Change of Motorcycle Accidents, Deaths and Injured Persons; Tanzania, January – December, 2025	48
Figure 3.5	Percentage of Road Accidents by Causes; Tanzania Mainland, January – December, 2025	51

PREFACE

The role of the Tanzania Police Force (TPF) is to ensure that there is peace and harmony, people's lives and properties are protected so that they can perform their economic activities without worry. This will lead to economic prosperity for the people and the Nation at large.



IGP Camillus M. Wambura
Chief of Police Force

In order to prevent all sorts of crimes, the responsibility of preventing and combating crime should be a joint task of the Police Force, other Security Agencies, citizens and other stakeholders. Due to the advancement of science and technology, criminals have invented new methods of committing crimes, resulting into emergence of new crimes like cybercrimes and terrorism.

Recognize this as my call to every citizen of Tanzania to participate in the duties of safeguarding their own security and that of their neighbours, including public property. Everyone should prevent and combat any form of crime to ensure the continued safety of the entire nation. I urge every member of society to actively participate in ensuring that crime does not occur, and if it does, to ensure that the perpetrator is apprehended and brought before the appropriate state institutions in a timely manner so that the necessary legal actions can be taken. Additionally, every citizen should enforce the law voluntarily, without the need for the Police Force to compel individuals to comply with the country's laws, in order to strengthen the defence and security of our nation.

I take this opportunity to sincerely thank Her Excellency Dr. Samia Suluhu Hassan, President of the United Republic of Tanzania, for enormously number of employment and new modern equipments for work, these efforts have effectively combated crime, ultimately leading to a significant reduction in crime rates compared to previous years.

A handwritten signature in blue ink, appearing to read 'Camillus M. Wambura', written over a horizontal dotted line.

IGP Camillus M. Wambura
Chief of Police Force - (CPF)
Police Headquarters.
Dodoma.

ACKNOWLEDGEMENT


This report was jointly prepared by various stakeholders led by the Inspector General of the Tanzania Police Force, IGP Camillus M. Wambura. I would like to express my gratitude for his guidance and encouragement during the preparation of this report. I also extend my thanks to all individuals who participated in preparing and publishing this report.



CP Ramadhani H. Kingai
Director of Criminal Investigation in Tanzania

Special thanks should go to the Director General of the National Bureau of Statistics (NBS), Dr. Amina S. Msengwa, the Commissioner General of Prisons, Jeremiah Y. Katungu and the Director of Public Prosecution (DPP), Sylvester A. Mwakitalu for availing the services of their staff in the preparation of the report.

Special gratitude should go to members of the Technical Working Group (TWG) from the Tanzania Police Force, NBS, Prisons and the DPP's Office for their efforts towards accomplishment of this report. The TWG consists of 24 members, ACP Juma H. Majatta – Ag. Head of Statistics Units Police Headquarters (TPF), Amani Mghamba - SSA (OTM), Ruth Minja (NBS), Sylvia Meku (NBS), Margreth Jacob (NBS), Elinzuu Nicodemo (NBS), Rainer Kiama (NBS), ASP Juma Hebu (TPF), ASP Mayday Mhongole (TPF), INSP Vitalis Wantiku (TPF), INSP Elia Kuguru (TPF), INSP Said Ali (TPF), INSP David Kasembe (TPF), A/INSP Getruda Yamsebo (TPS), WP. 2606 D/SSGT Amina Said (TPF), WP.5246 D/SGT Habiba Maganga (TPF), H.7725 D/SGT Julius Nzowa (TPF), G.3258 D/SGT John Nyemba (TPF), G.1108 D/SGT Geoffrey Ipinu (TPF), WP.9536 D/CPL Flora Loyde (TPF), H.3324 D/CPL Hamisi Mlambo (TPF), H.3627 D/CPL Soud Muhogo (TPF), J. 8194 D/C Zuberi Msenga (TPF) and J.8241 D/C Seth Maslan (TPF).



CP Ramadhani H. Kingai
Director of Criminal Investigation,
CID Headquarters.

Dodoma.

ABBREVIATIONS

A/INSP	-	Assistant Inspector of Police/Prison
ACP	-	Assistant Commissioner of Police
ASP	-	Assistant Superintendent of Police
ATM	-	Automated Teller Machine
CP	-	Commissioner of Police
CPA	-	Criminal Procedure Act
CPF	-	Chief of Police Force
D/C	-	Detective Constable
D/CPL	-	Detective Corporal
D/SGT	-	Detective Sargent
D/SSGT	-	Detective Staff Sargent
DCEA	-	Drug Control and Enforcement Authority
DCI	-	Director of Criminal Investigation
DPP	-	Director of Public Prosecutions
ICT	-	Information and Communications Technology
IGP	-	Inspector General of Police
INSP	-	Inspector of Police
INTERPOL	-	International Police Corporation
IOM	-	International Organization for Migration
LATRA	-	Land Transport Regulation Authority of Tanzania
NBS	-	National Bureau of Statistics
NFA	-	No Further Action was taken
NOD	-	No Offense Detected
NPS	-	National Prosecutions Service
NPSA	-	National Prosecutions Service Act
OC CID	-	Officer Commanding - Criminal Investigation Department
PCCB	-	Prevention and Combating of Corruption Bureau
PGO	-	Police General Order
PSV	-	Public Service Vehicle
RCO	-	Regional Crime Officer
RPC	-	Regional Police Commander
RTO	-	Regional Traffic Officer
SAR	-	Semi-Automatic Rifle
SMG	-	Sub Machine Gun
SSA	-	Senior State Attorney
TANAPA	-	Tanzania National Parks
TAWA	-	Tanzania Wildlife Management Authority
TAZARA	-	Tanzania Zambia Railway Authority
TFC	-	Tanzania Fertilizer Company
TPF	-	Tanzania Police Force
TPS	-	Tanzania Prison Services
TRA	-	Tanzania Revenue Authority
TWG	-	Technical Working Group
TZS	-	Tanzania Shilling
“U”	-	Undetected

EXECUTIVE SUMMARY

Crime and Traffic Incidents Statistics Report of January to December, 2025, looks at a whole range of offences that were reported in the country. Offences are of two types: crime and traffic incidents. crime and traffic incidents are divided into two parts; major and minor. Crime is further divided into three categories; Offence against Persons; Offence Related to Property; and Offence against state security and public tranquillity.

From January to December, 2025, a total of 3,771,620 cases of crime and traffic incidents were reported at all Police stations in the country compared with 3,721,287 cases reported in the same period 2024. This is an increase of 50,333 cases, equivalent to 1.4 percent.

In regard to crime, there was a decrease of 19,502 offences, equivalent to 3.2 percent from 615,051 cases reported from January to December 2024, to 595,549 cases in the same period in 2025. Out of all criminal cases reported from January to December, 2025, major cases were 46,334 and minor cases were 549,215 whereas in a similar period in 2024, major cases were 50,574 and minor cases were 564,477. This implies that there was a decrease of 4,240 major cases equivalent to 8.4 percent and a decrease of 15,262 minor cases equivalent to 2.7 percent.

A total of 3,176,071 road incidents, were reported from January to December, 2025 compared with 3,106,236 incidents reported in the same period 2024. This is an increase of 69,835 equivalent to 2.2 percent. Out of all traffic incidents reported from January to December, 2024, major traffic incidents (accidents) were 1,347 and minor traffic incidents were 3,174,724 compared to 1,735 major incidents and 3,104,501 minor offences reported in the same period 2024. This is a decrease of 388 major incidents equivalent to 22.4 percent and an increase of 70,223 minor offences equivalent to 2.3 percent.

In all motor vehicles and motor cycles accidents which were reported from January to December, 2025 a total of 1,275 persons died and 2,295 were injured compared to 1,715 persons who died and 2,719 who were injured in the same period in 2024. This is a decrease of 440 deaths equivalent to 25.7 percent and 424 injured persons equivalent to 15.6 percent. Among the 1,347 major accidents that occurred, motorcycle accidents were 322 compared to 432 of the same period in 2024. This is a decrease by 110 accidents equivalent to 25.5 percent.

The society continue to witness acts of gender-based violence such as rape, unnatural offences, desertion of children, child stealing and female genital mutilation. From January to December 2025, a total of 30,127 gender-based violence cases were reported compared to 39,256 cases reported in a similar period in 2024. This is a decrease of 9,129 cases equivalent to 23.3 percent.

CHAPTER ONE

BACKGROUND

1.0 Introduction

This chapter presents the geographical location of the Tanzania and the primary functions of the Tanzania Police Force (TPF). Statistics produced by the TPF help to control crime in the country so as to maintain peace and tranquility which enables the public to participate fully in socio-economic activities.

1.1 Geography and Administration

The United Republic of Tanzania is a union of two sovereign states of Tanganyika and Zanzibar that took place on 26 April 1964. Tanzania lies between Latitudes 1⁰ and 12⁰ South of the Equator; and Longitudes 29⁰ and 41⁰ East of Greenwich. Tanzania has a surface area of 945,500 square kilometers and 61,500 square kilometers of water bodies. To the North it is bordered by Kenya and Uganda; on the West by Rwanda, Burundi and the Democratic Republic of Congo; to the South by Malawi, Zambia and Mozambique and to the East by the Indian Ocean.

Tanzania has three major lakes: Victoria, Tanganyika and Nyasa. There are also several tourist attractions in Tanzania, the main one being Mount Kilimanjaro which is the highest mountain in Africa and has snow throughout the year. Other attractions include national parks and game reserves, historical artifacts and beautiful beaches on the coasts of Tanzania Mainland and the islands of Unguja and Pemba in Zanzibar.

Tanzania has a tropical climate with two rainy seasons; long and short rains. The main economic activities are agriculture, livestock keeping, fishing, mining, tourism, manufacturing and provision of services. According to the 2025 population projection, Tanzania has a total of 68,153,004 persons (33,420,402 males and 34,732,602 females). Although Tanzania has more than 120 tribes, the national language is Swahili which is spoken by most people.

Tanzania is a country that follows a system of multiparty democracy. The Government of Tanzania has three independent pillars namely; Parliament, Judiciary and the Executive. Tanzania has a system of two governments - The Government of the United Republic of Tanzania and the Revolutionary Government of Zanzibar. Six Presidents have so far led the Government of the United Republic of Tanzania and Eight Presidents have led Zanzibar. Tanzania is administratively divided into 31 regions of which 26 are in Tanzania Mainland and five (5) are in Zanzibar.

1.2 Administrative Structure of the Tanzania Police Force

Tanzania Police Force has been established in accordance with the Constitution of the United Republic of Tanzania of 1977, Article 147 (4) and the Police Force and Auxiliary Services Act Cap 322 under Section 3 as amended in 2023. Besides adhering to the Constitution and laws, practice in

the Police Force is governed by Police General Order (PGO) hand in hand with the basic values of the Police Force, which are courage, openness, loyalty, truth, integrity, honesty, fairness and respect. In performing its duties, the Police Force also abides to the international agreements on security and human rights.

The Tanzania Police Force has eight (8) Commissions, namely Administration and Human Resource Management; Finance and Logistics; Criminal Investigation; Operation and Training; Community Engagement; Criminal Intelligence; Forensic Bureau; and Police Zanzibar. Administratively, Tanzania Police Force has 35 regions, of which 30 are in Tanzania Mainland and 5 regions are in Tanzania Zanzibar and 12 Police Units.

1.3 Role of the Police Force

The responsibilities of the Tanzania Police Force are provided under Section 5 of the Police Force and Auxiliary Services Act Cap 322 as amended in 2023. These responsibilities include peace keeping, protecting people's lives and their properties; investigating and detecting crime before it is committed, arresting criminals and taking them to court; and overseeing the implementation of laws and regulations of the country.

1.4 Police Force Statistics

The Police Force has two types of statistics; administrative and crime statistics. Administrative statistics include those on logistics, human and financial resources, whereas crime statistics include all criminal cases that are regularly reported in all Police stations in the country. This report focuses on detailed statistics on crime and traffic incidents. These statistics help the Police Force to plan and devise new strategies of combating crime.

1.5 Crime Statistics Unit of Tanzania Police Force

The unit is under the Director of Criminal Investigation (DCI), in accordance with PGO 6 (f) read together with PGO 41. This unit receives data from all Police stations then compiles, analyzes, summaries, disseminates and stores them or uses them in preparation of monthly, quarterly, semi and annual crime report for the country. This task is performed in collaboration with other departments/units within the Police Force in order to respond to various needs of the Police Force and other stakeholders.

.

CHAPTER TWO

CRIME SITUATION IN THE COUNTRY

2.0 Introduction

This chapter shows various offences reported from January to December 2025. These offences are divided into two types; criminal offences and road traffic incidents.

a. Criminal Offence

Criminal offences are subdivided into two groups; major criminal offences and minor criminal offences.

- i. *Major criminal offences* are offences which have serious repercussions to the public. They include murder, all types of robbery (robbery with violence and armed robbery), possession and trafficking of illicit drugs: - These offences are given priority by the Police Force.
- ii. *Minor criminal offences* are offences that once committed have no serious impact on the society. They include stealing from a person, common assaults and abusive language.

b. Road Traffic Incidences

- i. *Major traffic offences* are road incidents that cause death, injury and damage to property and infrastructure.
- ii. *Minor traffic offences* are road incidents or accidents that once committed do not pose immediate side effects. Examples of such offences are driving without a valid driving license and other permits, wrong parking, driving beyond speed limit, driving without observing traffic lights and not fastening seat belts. As far as such cases are concerned, if they are not controlled they can cause accidents. If the offender is arrested and found guilty he or she is sentenced, required to pay a fine according to the law or given a warning.

2.1 Crime Statistics and Road Traffic Incidents in Tanzania

This section presents statistics that shows the crime situation in Tanzania from January to December, 2025 compared to statistics of the same period in 2024. A total of 3,771,620 criminal offences and traffic incidents were reported at Police stations in Tanzania during the period of January to December, 2025 compared with 3,721,287 cases reported in 2024. This is an increase of 50,333 cases equivalent to 1.4 percent.

Major and minor criminal offences reported from January to December, 2025, were 595,549 compared to 615,051 offences reported in the same period 2024. This is a decrease of 19,502 offences equivalent to 3.2 percent.

In the period of January to December 2025, a total of 46,334 major criminal offences were reported compared to 50,574 offences reported in the same period in 2024. This is a decrease of 4,240 offences equivalent to 8.4 percent.

Minor criminal offences reported over the period of January to December 2025 were 549,215 compared to 564,477 offences reported in the same period in 2024. This is a decrease of 15,262 offences (2.7%).

Likewise, a total of 3,176,071 major and minor traffic incidents were reported from January to December, 2025 compared to 3,106,236 incidents reported in the same period in 2024. This is an increase of 69,835 incidents (2.2%).

In the period of January to December 2025, a total of 1,347 major traffic incidents were reported compared to 1,735 incidenses reported during the same period in 2024. This is a decrease of 388 incidents (22.4%).

Minor traffic offences reported from January to December 2025 were 3,174,724 compared to 3,104,501 incidents reported in 2024. This is an increase of 70,223 offences (2.3%), (Table 2.1 and Figure 2.1).

Table 2.1 Number, Difference and Percentage Change of Criminal Offences and Traffic Incidents by Type; Tanzania, January - December, 2025

Type of Offence	2024	2025	Difference	Percent Change
Criminal Offence				
Minor	564,477	549,215	-15,262	-2.7
Major	50,574	46,334	-4,240	-8.4
Sub Total	615,051	595,549	-19,502	-3.2
Road Traffic Offence				
Minor	3,104,501	3,174,724	70,223	2.3
Major	1,735	1,347	-388	-22.4
Sub Total	3,106,236	3,176,071	69,835	2.2
Grand Total	3,721,287	3,771,620	50,333	1.4

Source: Tanzania Police Force

Figure 2.1 Number and Percentage Change of Criminal Offences and Traffic Incidents by Type; Tanzania, January - December, 2025

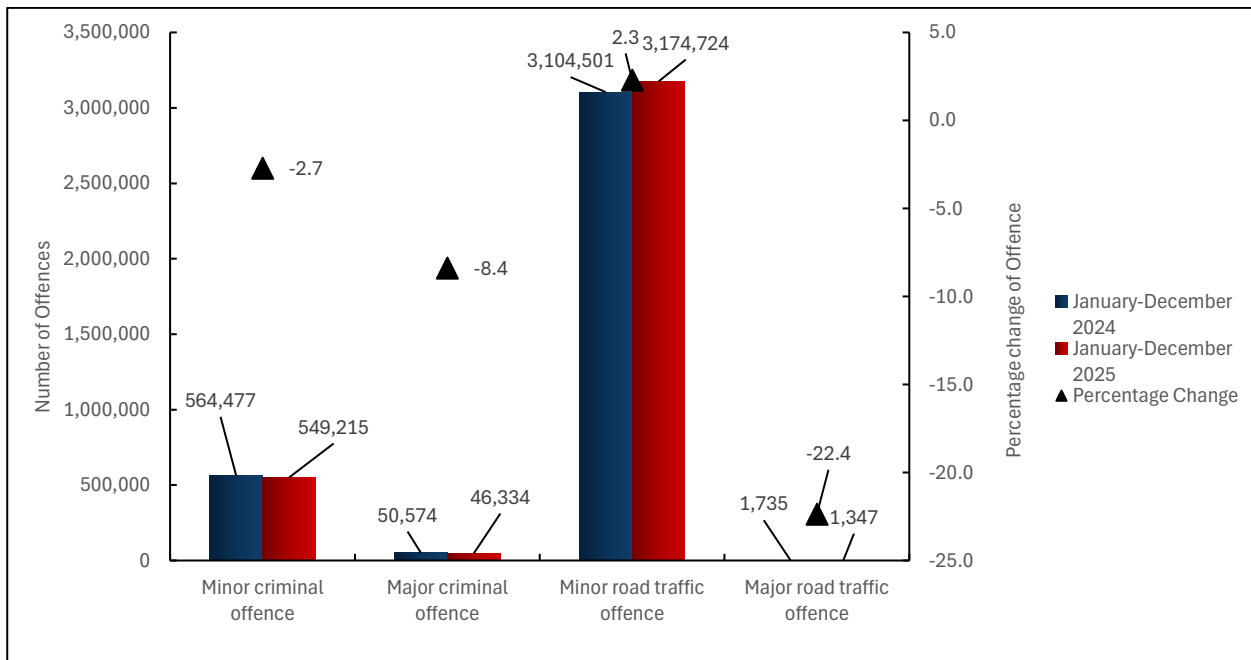


Table 2.2 and Figure 2.2 present the analysis of criminal offences and traffic incidents in Tanzania Mainland.

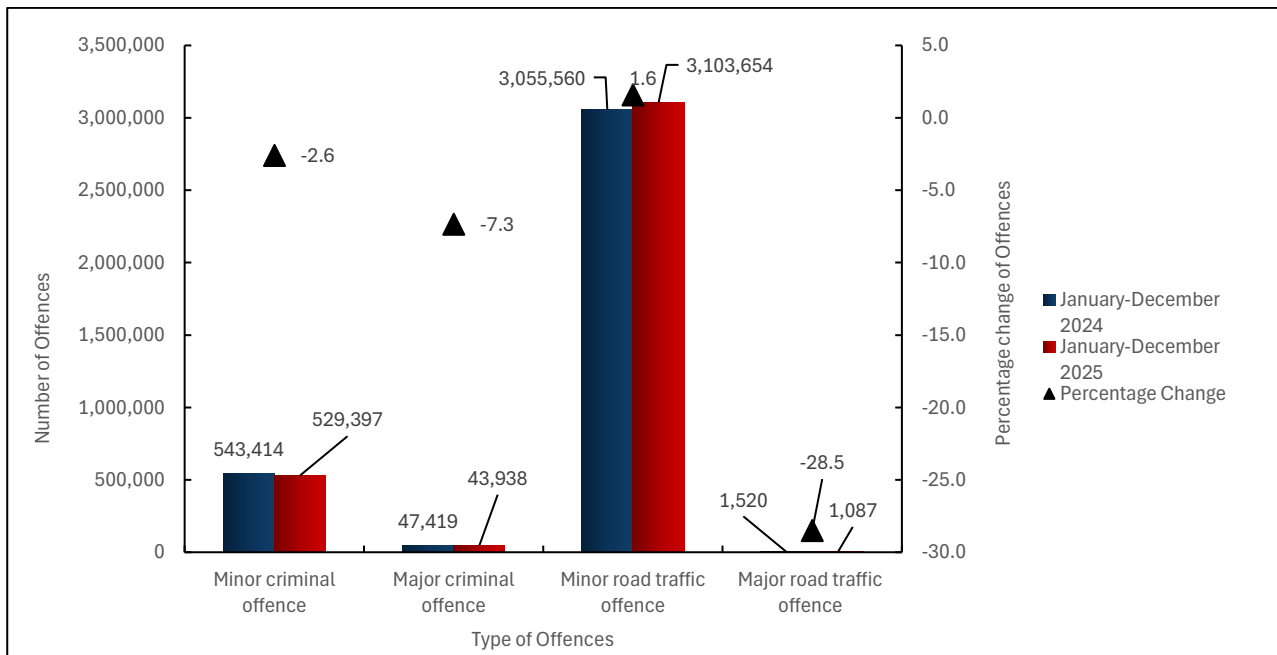
In the period of January to December 2025, the number of criminal offences and traffic incidents reported at Police stations in Tanzania Mainland were 3,678,076 compared to 3,647,913 cases reported in 2024. This is an increase of 30,163 cases (0.8%). Criminal offences in Tanzania Mainland decreased from 590,833 offences in 2024 to 573,335 offences in 2025, a decrease of 17,498 offences equivalent to 3.0 percent. Road traffic incidents increased by 47,661 incidents from 3,057,080 incidents in 2024 to 3,104,741 incidents in 2025, equivalent to an increase of 1.6 percent.

Table 2.2 Number, Difference and Percentage Change of Criminal Offences and Traffic Incidents by Type; Tanzania, January - December, 2025

Type of Offences	2024	2025	Difference	Percent Change
Criminal Offences				
Minor	543,414	529,397	-14,017	-2.6
Major	47,419	43,938	-3,481	-7.3
Sub Total	590,833	573,335	-17,498	-3.0
Road Traffic Offences				
Minor	3,055,560	3,103,654	48,094	1.6
Major	1,520	1,087	-433	-28.5
Sub Total	3,057,080	3,104,741	47,661	1.6
Grand Total	3,647,913	3,678,076	30,163	0.8

Source: Tanzania Police Force

Figure 2.2 Number and Percentage Change of Criminal Offences and Traffic Incidents by Type; Tanzania, January - December, 2025



In Tanzania Zanzibar, the analysis of criminal offences and traffic incidents is shown in Table 2.3 and Figure 2.3.

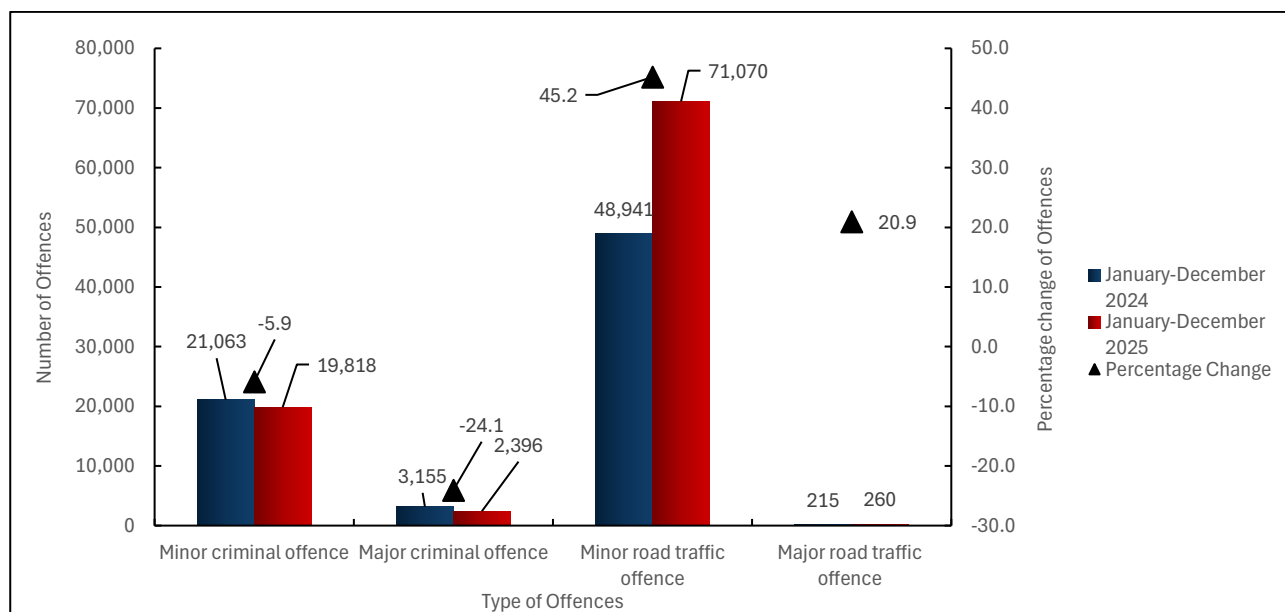
In the period of January to December 2025, the number of criminal offences and traffic incidents reported at Police stations in Tanzania Zanzibar were 93,544 cases compared with 73,374 cases reported in 2024. This is an increase of 20,170 cases (27.5%). In that period criminal offences decreased by 2,004 offences from 24,218 offences reported in 2024 to 22,214 offences reported in 2025 equivalent to 8.3 percent. Road traffic incidents increased by 22,174 incidents from 49,156 incidents in 2024 to 71,330 incidents in 2025, equivalent to 45.1 percent.

Table 2.3 Number, Difference and Percentage Change of Criminal Offences and Traffic Incidents by Type; Tanzania Zanzibar, January - December, 2025

Type of Offence	2024	2025	Difference	Percent Change
Criminal Offence				
Minor	21,063	19,818	-1,245	-5.9
Major	3,155	2,396	-759	-24.1
Sub Total	24,218	22,214	-2,004	-8.3
Road Traffic Offence				
Minor	48,941	71,170	22,129	45.2
Major	215	260	45	20.9
Sub Total	49,156	71,330	22,174	45.1
Grand Total	73,374	93,544	20,170	27.5

Source: Tanzania Police Force

Figure 2.3 Number and Percentage Change of Criminal Offences and Traffic Incidents by Type; Tanzania Zanzibar, January - December, 2025



2.2 Analysis of Major Criminal Offences

The major criminal offences include offences against person, offences related to property and offences against state security and public tranquility. This analysis describes category of offences by specific groups.

2.2.1 Offences Against Persons

This category of offences includes murder, rape, unnatural offence and human trafficking. In the period of January to December, 2025, a total of 11,826 offences were reported compared to 13,076 reported during the same period in 2024. This is a decrease of 1,250 offences (9.6%). Offences with large number of cases in Tanzania are rape (7,876), murder (1,921) and unnatural offence (1,757), (Table 2.4).

Table 2.4 Number, Difference and Percentage Change of Offences Against person by Type; Tanzania, January - December, 2025

Offence	2024	2025	Difference	Percent Change
Murder	2,193	1,921	-272	-12.4
Rape	8,541	7,876	-665	-7.8
Unnatural Offence	2,083	1,757	-326	-15.7
Child Stealing	77	88	11	14.3
Child Desertion	173	172	-1	-0.6
Human Trafficking	9	12	3	33.3
Total	13,076	11,826	-1,250	-9.6

Source: Tanzania Police Force

2.2.2 Offences Against Persons by Region

In Tanzania Mainland, Regions which reported relatively large numbers of offences against person in the period of January to December, 2025 are Kinondoni (730), Dodoma (660), Tanga (632), Morogoro (519) and Mbeya (482). Regions with relatively small numbers of reported offences are Geita (137), Simiyu (148), Katavi (166), Lindi (171) and Rukwa (183).

In Tanzania Zanzibar, Regions which reported relatively large numbers of offences against person in the period of January to December, 2025 are Mjini Magharibi (391) and Kusini Unguja (149). Regions with relatively small numbers of reported offences are Kusini Pemba (69) and Kaskazini Pemba (90), (Table 2.5).

Table 2.5 Number of Offences Against Persons by Type of Offence and Police Region; Tanzania, January - December, 2025

Region	Murder	Rape	Child Desertion	Unnatural Offence	Child Stealing	Human Trafficking	Total
Arusha	57	278	12	126	3	0	476
Ilala	20	313	18	106	3	2	462
Temeke	25	319	5	92	5	0	446
Kinondoni	32	486	19	182	8	3	730
Dodoma	97	434	4	120	3	2	660
Geita	46	73	2	11	5	0	137
Iringa	92	280	7	57	2	0	438
Kagera	122	305	12	20	6	0	465
Katavi	51	101	3	9	2	0	166
Kigoma	73	249	4	65	1	0	392
Kilimanjaro	40	268	16	94	0	0	418
Lindi	30	115	1	23	2	0	171
Mara	62	214	3	32	7	0	318
Manyara	68	216	4	54	1	0	343
Mbeya	91	328	11	49	3	0	482
Morogoro	88	339	13	74	5	0	519
Mtwara	39	201	4	40	1	0	285
Mwanza	92	258	5	54	2	1	412
Njombe	56	178	1	34	2	0	271
Pwani	58	319	3	56	2	0	438
Rufiji	20	307	0	41	0	0	368
Rukwa	35	131	3	14	0	0	183
Ruvuma	85	135	1	21	3	1	246
Shinyanga	55	207	3	26	6	0	297
Simiyu	48	86	1	7	5	1	148
Singida	98	92	0	42	0	0	232
Songwe	72	174	5	27	2	1	281
Tabora	60	208	1	70	3	0	342
Tanga	77	470	3	82	0	0	632
Tarime – Rorya	78	135	1	22	4	1	241
Marine	1	0	0	0	0	0	1
Railway	0	0	0	0	0	0	0
TAZARA	0	0	0	0	0	0	0
Airports	0	0	0	0	0	0	0
Port Police	0	0	0	0	0	0	0
Tanzania Mainland	1,868	7,219	165	1,650	86	12	11,000
Kaskazini Pemba	0	80	0	10	0	0	90
Kaskazini Unguja	13	103	2	8	1	0	127
Kusini Pemba	4	50	0	15	0	0	69
Kusini Unguja	10	128	3	8	0	0	149
Mjini Magharibi	26	296	2	66	1	0	391
Tanzania Zanzibar	53	657	7	107	2	0	826
Tanzania	1,921	7,876	172	1,757	88	12	11,826

Source: Tanzania Police Force

2.2.3 Offences Related to Property

The offences in this category are divided into two main parts; Offences related to property and offences related to money (financial crime). Some of the offences related to property include robbery, breaking and theft. In the period of January to December 2025, a total of 18,964 offences related to property were reported compared to 21,870 offences reported during the same period in 2024. This is a decrease of 2,906 offences equivalent to 13.3 percent. Offences with large number of cases in Tanzania are breaking (8,053), motorcycles theft (3,872) and livestock theft (3,789), (Table 2.6).

Table 2.6 Number, Difference and Percentage Change of Offences Related to Property by Type of Offence; Tanzania, January - December, 2025

Offence	2024	2025	Difference	Percent Change
Theft of Fire Arms	19	13	-3	-31.6
Armed Robbery	410	288	-122	-26.8
Robbery with Violence	1,027	604	-423	-41.2
Breaking	10,749	8,053	-2,696	-25.1
Theft	374	456	82	21.9
Theft of Motorcycles	3,851	3,872	21	0.5
Theft of Motor Vehicles	69	62	-7	-10.1
Livestock Theft	3,683	3,789	106	2.9
Destruction of infrastructure	70	256	186	265.7
Arson	694	741	47	6.8
Offence Related to Finance	924	830	-94	-10.2
Total	21,870	18,964	-2,906	-13.3

Source: Tanzania Police Force

2.2.4 Offences Related to Property by Region

In Tanzania Mainland, Police regions with large number of offences related to property during the period of January to December, 2025 are Kinondoni (1,688), Tanga (1,233), Morogoro (1,050), Kagera (964) and Dodoma (947). Regions with a small number of reported offences are Geita (84), Shinyanga (134), Singida (143), Katavi (154) and Simiyu (184).

In Tanzania Zanzibar, regions with large number of offences related to property during the period of January to December, 2025 are Mjini Magharibi (494) and Kusini Unguja (347). Regions with a small number of reported offences are Kaskazini Pemba (129) and Kaskazini Unguja (210), (Table 2.7).

Table 2.7 Number of Offences Related to Property by Type of Offence and Police Region; Tanzania, January – December, 2025

Region	Theft of Arms	Armed Robbery	Robbery with Violence	Breaking	Theft of Motorcycles	Theft of Motorcycles	Theft	Livestock Theft	Destruction of Infrastructure	Arson	Total
Arusha	0	9	13	601	92	0	6	104	1	10	836
Ilala	0	5	21	322	359	12	66	36	20	29	870
Temeke	0	8	9	236	303	3	15	19	9	11	613
Kinondoni	0	47	20	861	578	11	8	118	18	27	1,688
Dodoma	0	11	25	439	169	2	3	258	17	23	947
Geita	0	12	3	26	14	2	6	14	2	5	84
Iringa	1	6	28	164	56	0	19	77	5	17	373
Kagera	0	3	24	332	221	9	12	294	15	54	964
Katavi	0	2	5	32	21	0	0	80	0	14	154
Kigoma	0	7	17	82	53	1	8	52	9	34	263
Kilimanjaro	0	0	7	54	141	0	135	72	10	29	448
Lindi	0	1	3	160	65	0	4	32	2	19	286
Mara	0	5	10	68	24	1	2	79	17	24	230
Manyara	0	6	16	282	65	1	0	89	13	12	484
Mbeya	4	5	50	316	56	11	5	176	2	44	669
Morogoro	2	6	35	597	200	2	20	155	18	15	1,050
Mtwara	0	0	11	330	39	0	7	54	8	43	492
Mwanza	2	21	29	236	73	1	16	82	3	28	491
Njombe	1	1	2	76	183	0	4	64	1	5	337
Pwani	0	47	13	142	102	0	6	256	14	24	604
Rufiji	0	7	18	469	18	0	0	90	0	12	614
Rukwa	0	0	1	220	37	1	1	108	6	9	383
Ruvuma	0	1	3	101	214	0	17	143	5	40	524
Shinyanga	0	3	2	71	16	0	0	28	2	12	134
Simiyu	1	7	2	34	73	1	8	47	6	5	184
Singida	1	7	7	81	15	1	4	23	1	3	143
Songwe	0	3	10	169	43	1	1	58	10	13	308
Tabora	1	3	70	287	124	0	26	197	8	55	771
Tanga	0	25	46	497	111	1	8	465	15	65	1,233
Tarime – Rorya	0	9	44	183	55	0	4	155	8	23	481
Marine	0	1	3	2	0	0	1	0	0	0	7
Railway	0	0	0	3	0	0	1	0	10	0	14
TAZARA	0	0	0	1	0	0	4	0	0	0	5
Airports	0	0	0	0	0	0	2	0	0	0	2
Port Police	0	0	0	0	0	0	0	0	0	0	0
Tanzania Mainland	13	268	547	7,474	3,520	61	419	3,425	255	704	16,686
Kaskazini Pemba	0	2	1	80	1	0	3	39	0	3	129
Kaskazini Unguja	0	0	10	126	11	0	11	41	0	11	210
Kusini Pemba	0	8	8	160	11	0	0	75	0	6	268
Kusini Unguja	0	3	2	100	101	0	20	114	0	7	347
Mjini Magharibi	0	7	36	113	228	1	3	95	1	10	494
Tanzania Zanzibar	0	20	57	579	352	1	37	364	1	37	1,448
Tanzania	13	288	604	8,053	3,872	62	456	3,789	256	741	18,134

Source: Tanzania Police Force

2.2.4.1 Financial Crimes

Financial crime is any unlawful act that involve taking, controlling, or using money, property or other resources in an illegal way. It often uses fraud, deception, or abuse of trust against an individual, company, government or financial system. Offences in this category include forgery, counterfeiting of bank notes, theft in bank, theft in parastatal organizations, theft in Central Government, theft in local governments and in political parties. From January to December 2025, a total of 830 offences were reported compared to 924 offences reported during the same period 2024. This is a decrease of 94 offences equivalent to 10.2 percent. Offences with large number of cases in Tanzania are forgery (620), counterfeit bank notes (147) and theft in parastatal organizations (40), (Table 2.8).

Table 2.8 Number, Difference and Percentage Change of Offences Related to Finance by Type of Offence; Tanzania, January to December, 2025

Offence	2024	2025	Difference	Percent Change
Counterfeiting of Banknotes	139	147	8	5.8
Theft in Bank	0	4	4	N/A
Theft in Parastatal Organisations	29	40	11	37.9
Theft in Cooperative Unions	2	4	2	100.0
Theft in Local Government	9	6	-3	-33.3
Theft in Central Government	52	8	-44	-84.6
Theft in Political Parties	0	1	1	0.0
Forgery	693	620	-73	-10.5
Total	924	830	-94	-10.2

Source: Tanzania Police Force

2.2.4.2 Financial Crimes by Region

In Tanzania Mainland, Police regions with large number of offences during the period of January to December, 2025 are Kinondoni (155), Ilala (121), Dodoma (52), Arusha (49) and Mwanza (47). Regions with a small number of reported offences are Geita (1), Rufiji (2), Lindi (3), Singida (4) and Rukwa (5).

In Tanzania Zanzibar, regions with large number of offences during the period of January to December, 2025 is Mjini Magharibi (22) and Kaskazini Unguja (7). Regions with a small number of reported offences are Kusini Unguja (1) and Kusini Pemba (2). (Table 2.9).

Table 2.9 Number of Financial Crimes by Places Where the Theft Occurred and Police Region; Tanzania, January – December, 2025

Region	Counterfeits Bank Theft	Theft in						Forgery	Total
		Bank	Parastatal Organisatio n	Cooperative Union	Local Governmen t	Central Government	Political Parties		
Arusha	13	0	0	0	0	0	0	36	49
Ilala	20	0	0	0	0	0	1	100	121
Temeke	6	0	0	0	0	0	0	30	36
Kinondoni	17	0	0	0	0	0	0	138	155
Dodoma	0	0	0	0	0	0	0	52	52
Geita	1	0	0	0	0	0	0	0	1
Iringa	2	0	0	0	0	0	0	7	9
Kagera	8	1	0	0	0	0	0	11	20
Katavi	0	0	0	0	0	0	0	0	0
Kigoma	0	0	0	0	1	0	0	10	11
Kilimanjaro	10	0	0	0	0	0	0	35	45
Lindi	1	0	0	1	0	0	0	1	3
Mara	0	0	0	0	0	0	0	14	14
Manyara	6	0	0	0	0	0	0	20	26
Mbeya	5	0	0	0	0	0	0	11	16
Morogoro	4	0	0	0	0	0	0	6	10
Mtwara	2	0	0	0	0	0	0	8	10
Mwanza	13	1	0	0	0	0	0	33	47
Njombe	0	1	0	0	2	0	0	6	9
Pwani	2	0	0	0	0	0	0	17	19
Rufiji	2	0	0	0	0	0	0	0	2
Rukwa	3	0	0	0	2	0	0	0	5
Ruvuma	0	0	0	0	0	0	0	6	6
Shinyanga	3	0	0	0	0	0	0	10	13
Simiyu	4	0	0	0	0	0	0	12	16
Singida	3	0	1	0	0	0	0	0	4
Songwe	8	0	1	0	0	0	0	5	14
Tabora	3	0	0	2	0	0	0	12	17
Tanga	3	1	0	0	1	0	0	14	19
Tarime – Rorya	2	0	0	0	0	0	0	5	7
Marine	0	0	0	0	0	0	0	0	0
Railway	0	0	37	0	0	0	0	1	38
TAZARA	0	0	0	0	0	0	0	0	0
Airports	0	0	0	0	0	0	0	2	2
Ports Police	0	0	0	0	0	0	0	2	2
Tanzania Mainland	141	4	39	3	6	0	1	604	798
Kaskazini Pemba	0	0	0	0	0	0	0	0	0
Kaskazini Unguja	2	0	0	0	0	5	0	0	7
Kusini Pemba	0	0	0	1	0	1	0	0	2
Kusini Unguja	0	0	1	0	0	0	0	0	1
Mjini Magharibi	4	0	0	0	0	2	0	16	22
Tanzania Zanzibar	6	0	1	1	0	8	0	16	32
Tanzania	147	4	40	4	6	8	1	620	830

Source: Tanzania Police Force

2.2.5 Offences Against State Security and Public Tranquility

This category of offences includes possession of illicit local liquor and drugs; government trophies; unlawful possession of firearms or ammunitions; and illegal immigrants. A total of 15,544 offences were reported from January to December, 2025 compared to 15,628 offences reported in the same period 2024. This is a decrease of 84 offences equivalent to 0.5 percent. Offences with large number of reported cases in Tanzania are cannabis Sativa (bhang) (5,863), illicit local liquor (4,888) and khat (1,365), (Table 2.10).

Table 2.10 Number, Difference and Percentage Change of Offences Against State Security and Public Tranquility by Type of Offence; Tanzania, January – December, 2025

Offence	2024	2025	Difference	Change (percent)
Unlawful possession of fire arms	158	180	22	13.9
Illicit drugs (industrial)	108	39	-70	-64.8
Possession ofcannabis sativa	6,077	5,863	-214	-3.5
Possession of cannabis sativa farms	17	40	23	135.3
Possession of khat	1,322	1,365	43	3.3
Government trophies	720	961	241	33.5
Smuggling	150	142	-8	-5.3
Corruption	2	1	-1	-50.0
Illicit Local liquour	4,965	4,888	-76	-1.5
Equipment for brewing of local liquour	330	313	-17	-5.2
Unlawful possession of ammunition	11	15	4	36.4
Unlawful possession of bombs	0	0	0	N/A
Illegal fishing	271	316	45	16.6
Illegal possession of forest products	358	291	-67	-18.7
Illegal possession of minerals	9	38	29	322.2
Illegal possession of sea products	8	10	2	25.0
Illegal immigrant	1,122	1,082	40	3.6
Total	15,628	15,544	-84	-0.5

Source: Tanzania Police Force

2.2.6 Offences against State Security and Public Tranquillity by Regions

Offences against state security and public tranquility are among major obstacles in the development of a country and its people. Illicit drug usage, trafficking of Government trophies and natural resources of the country, unlawful possession of small arms and light weapons and illegal immigrants are major challenges facing the Government in its efforts towards improving living standard of the people and their economy.

In Tanzania Mainland, Police regions with large number of reported offences are Mara (2,258), Kilimanjaro (1,569), Pwani (1,147), Mwanza (1,112) and Kinondoni (834). Regions with a small number of offences are Njombe (32), Lindi (114), Shinyanga (117), Iringa (119) and Songwe (125).

In Tanzania Zanzibar, Regions with a large number of reported offences are Mjini Magharibi (40) and Kusini Unguja (26). Regions with a small number of reported offences are Kusini Pemba (1) and Kaskazini Pemba (2), (Table 2.11).

Table 2.11 Number of Offences against State Security and Public Tranquillity by Type of Offence and Police Region; Tanzania, January – December, 2025

Region	Cocaine	Heroin	Mandrax	Cannabis Resin	Metamphetamine	Cannabis Sativa (bhang)	Bhang Farms	Khat	Smuggling	Government Trophies	Corruption	Illicit Local Liquor	Equipment for brewing of illicit Local Liquor	Unlawful Possession of Fire Arms	Unlawful Possession of	Unlawful Possession of	Illegal Immigrant	Illegal Fishing	Illegal Possession of Forest Products	Illegal Possession of Minerals	Illegal Possession of Sea Products	Total
Arusha	0	1	0	0	0	151	0	167	0	37	0	171	15	0	1	0	0	0	2	0	0	545
Ilala	4	2	0	0	0	487	0	24	1	4	0	21	1	2	0	0	7	0	0	2	0	555
Temeke	0	1	0	0	0	412	0	1	0	2	0	67	5	0	0	0	9	1	0	0	0	498
Kinondoni	0	2	0	0	0	761	0	17	0	2	0	44	1	0	0	0	7	0	0	0	0	834
Dodoma	0	0	0	0	0	136	4	107	0	14	0	21	2	8	0	0	0	6	11	0	0	309
Geita	0	0	0	0	0	29	0	0	0	0	0	34	5	3	0	0	64	0	0	1	0	136
Iringa	0	0	0	0	0	63	0	2	0	22	0	1	0	6	2	0	22	0	0	1	0	119
Kagera	0	0	0	0	0	55	0	17	30	24	0	104	6	3	1	0	201	16	13	0	0	470
Katavi	0	0	0	0	0	86	3	0	0	95	0	70	1	8	1	0	0	0	12	1	0	277
Kigoma	0	2	0	0	0	50	0	2	3	20	0	110	2	16	1	0	537	5	6	0	0	754
Kilimanjaro	0	0	0	0	0	342	0	553	0	47	0	483	53	2	0	0	22	0	66	1	0	1,569
Lindi	0	0	0	0	0	53	2	0	0	11	0	34	0	0	1	0	7	0	5	0	1	114
Mara	0	0	0	0	0	332	5	50	0	187	0	1,454	63	0	0	0	0	159	2	6	0	2,258
Manyara	0	0	0	0	0	55	0	72	0	79	0	202	25	11	0	0	2	0	11	8	0	465
Mbeya	1	1	0	0	0	264	0	0	40	42	0	183	0	17	3	0	9	10	52	1	5	628
Morogoro	0	0	0	0	0	329	2	6	0	57	0	142	1	21	0	0	9	0	5	0	0	572
Mtwara	0	7	0	0	0	55	0	0	0	12	0	69	5	1	1	0	0	0	1	0	0	151
Mwanza	0	0	0	0	0	416	3	64	1	3	0	495	80	1	0	0	7	38	1	1	2	1,112
Njombe	0	0	0	0	0	20	0	0	0	2	1	0	0	0	0	0	6	3	0	0	0	32
Pwani	0	0	0	0	0	641	5	10	0	16	0	379	14	9	2	0	22	0	49	0	0	1,147
Rufiji	0	5	0	0	0	351	0	0	0	6	0	93	3	3	0	0	0	0	0	0	1	462
Rukwa	0	0	0	0	0	42	1	1	0	19	0	100	1	7	0	0	1	44	1	0	0	217
Ruvuma	0	0	0	0	0	67	7	1	0	32	0	15	1	4	0	0	1	0	2	1	0	131
Shinyanga	0	0	0	0	0	48	0	7	0	1	0	32	1	3	0	0	18	0	3	4	0	117
Simiyu	0	0	0	0	0	21	0	19	0	119	0	11	1	2	0	0	0	1	0	0	0	174
Singida	0	1	0	0	0	69	1	22	0	6	0	57	1	8	0	0	4	0	16	0	0	185
Songwe	0	0	0	0	0	75	0	1	26	4	0	6	0	3	0	0	10	0	0	0	0	125
Tabora	0	0	0	0	0	92	0	12	0	26	0	113	14	13	0	0	41	3	22	0	0	336
Tanga	0	4	0	0	1	224	0	155	4	24	0	127	6	28	1	0	38	1	8	3	0	624
Tarime - Rorya	0	0	0	0	0	77	7	52	37	45	0	221	6	0	0	0	19	16	2	1	1	484
Marine	0	0	0	0	0	1	0	0	0	0	0	0	0	0	0	0	3	13	0	0	0	17
Railway	0	0	0	0	0	0	0	0	0	0	0	1	0	0	0	0	13	0	0	0	0	14
TAZARA	0	0	0	0	0	1	0	0	0	0	0	0	0	0	0	0	0	0	0	0	0	1
Airports	1	0	0	0	0	1	0	1	0	3	0	0	0	0	0	0	0	0	0	7	0	13
Ports Police	0	0	0	0	0	7	0	0	0	0	0	0	0	0	0	0	2	0	0	0	0	9
Tanzania Mainland	6	26	0	0	1	5,813	40	1,363	142	961	1	4,861	313	179	14	0	1,081	316	290	38	10	15,454
Kaskazini Pemba	0	0	0	0	0	0	0	0	0	0	0	0	0	0	1	0	0	0	1	0	0	2
Kaskazini Unguja	0	4	0	0	0	8	0	2	0	0	0	12	0	0	0	0	0	0	0	0	0	26
Kusini Pemba	0	0	0	0	0	1	0	0	0	0	0	0	0	0	0	0	0	0	0	0	0	1
Kusini Unguja	0	1	0	0	0	11	0	0	0	0	0	8	0	1	0	0	0	0	0	0	0	21
Mjini Magharibi	0	1	0	0	0	30	0	0	0	0	0	8	0	0	0	0	1	0	0	0	0	40
Tanzania Zanzibar	0	6	0	0	0	50	0	2	0	0	0	28	0	1	1	0	1	0	1	0	0	90
Tanzania	6	32	0	0	1	5,863	40	1,365	142	961	1	4,888	313	180	15	0	1,082	316	291	38	10	15,544

Chanzo: Jeshi la Polisi Tanzania

2.3 Analysis of Major Criminal Offences by Type

Analysis was conducted on the categories of reported offences for the period January to December 2025, compared with the corresponding period in 2024, with the objective of identifying increases and decreases in crime levels by offence category and by Police region.

i. Crimes Against Persons:

The Police regions that recorded the highest reduction in offences under this category are Arusha (223), Dodoma (112), Morogoro (93), Rukwa (90) and Kinondoni (84) Conversely. The Police regions that recorded the highest increase in crimes against persons are Manyara (90), Pwani (76), Simiyu (44), Shinyanga and Iringa (38 each).

ii. Property Related Crimes:

The police regions that recorded the highest reduction in property related crimes are Arusha (721), Dodoma (471), Tarime Rorya (351), Kigoma (269) and Kinondoni (176). However, the Police regions where offences in this category increased are Pwani (300), Rufiji (268), Ilala (86), Tanga (76) and Mbeya (60).

iii. Financial Crimes:

In the category of financial crimes, the police regions that recorded the highest reduction are Temeke (30), Katavi (17), Kagera and Kigoma (10 each) and Ilala (8). Meanwhile, the Police regions that experienced the largest increase in financial crimes are Manyara (11), Kinondoni (10), Njombe (8), Iringa and Simiyu (7 each).

iv. Crimes Against State security and Public Tranquility

The Police regions that recorded the highest reduction in crimes against public are Pwani (382), Arusha (260), Kinondoni (238), Tanga (177) and Mwanza (158). On the other hand, the Police regions where offences under this category increased the most are Mara (1,097), Morogoro (228), Katavi (101), Tarime Rorya (90) and Mbeya (87), (Table 2.12).

Table 2.12 Number, Difference and Percentage Change of Major Criminal Offences by Type of Offence and Police Region; Tanzania, January – December, 2025

Region	Property Related Crimes				Financial Crimes				Crimes Against Persons				Crimes Against Public Morals			
	2024	2025	Difference	Change	2024	2025	Difference	Change	2024	2025	Difference	Change	2024	2025	Difference	Change
Arusha	1,557	836	-721	-46.3	53	49	-4	-7.5	699	476	-223	-31.9	805	545	-260	-32.3
Ilala	784	870	86	11.0	129	121	-8	-6.2	445	462	17	3.8	683	555	-128	-18.7
Temeke	681	613	-68	-10.0	66	36	-30	-45.5	527	446	-81	-15.4	585	498	-87	-14.9
Kinondoni	1,864	1,688	-176	-9.4	145	155	10	6.9	814	730	-84	-10.3	1,072	834	-238	-22.2
Dodoma	1,418	947	-471	-33.2	54	52	-2	-3.7	772	660	-112	-14.5	313	309	-4	-1.3
Geita	148	84	-64	-43.2	8	1	-7	-87.5	218	137	-81	-37.2	127	136	9	7.1
Iringa	450	373	-77	-17.1	2	9	7	350.0	400	438	38	9.5	143	119	-24	-16.8
Kagera	1,076	964	-112	-10.4	30	20	-10	-33.3	544	465	-79	-14.5	519	470	-49	-9.4
Katavi	190	154	-36	-18.9	17	0	-17	-100.0	240	166	-74	-30.8	176	277	101	57.4
Kigoma	532	263	-269	-50.6	21	11	-10	-47.6	427	392	-35	-8.2	712	754	42	5.9
Kilimanjaro	482	448	-34	-7.1	46	45	-1	-2.2	494	418	-76	-15.4	1,507	1,569	62	4.1
Lindi	376	286	-90	-23.9	6	3	-3	-50.0	200	171	-29	-14.5	91	114	23	25.3
Mara	359	230	-129	-35.9	18	14	-4	-22.2	364	318	-46	-12.6	1,161	2,258	1097	94.5
Manyara	478	484	6	1.3	15	26	11	73.3	253	343	90	35.6	419	465	46	11.0
Mbeya	609	669	60	9.9	23	16	-7	-30.4	478	482	4	0.8	541	628	87	16.1
Morogoro	999	1,050	51	5.1	13	10	-3	-23.1	612	519	-93	-15.2	344	572	228	66.3
Mtwara	623	492	-131	-21.0	6	10	4	66.7	287	285	-2	-0.7	158	151	-7	-4.4
Mwanza	556	491	-65	-11.7	42	47	5	11.9	444	412	-32	-7.2	1,270	1,112	-158	-12.4
Njombe	408	337	-71	-17.4	1	9	8	800.0	268	271	3	1.1	18	32	14	77.8
Pwani	304	604	300	98.7	26	19	-7	-26.9	362	438	76	21.0	1,529	1,147	-382	-25.0
Rufiji	346	614	268	77.5	5	2	-3	-60.0	341	368	27	7.9	421	462	41	9.7
Rukwa	465	383	-82	-17.6	12	5	-7	-58.3	273	183	-90	-33.0	320	217	-103	-32.2
Ruvuma	619	524	-95	-15.3	1	6	5	500.0	240	246	6	2.5	231	131	-100	-43.3
Shinyanga	293	134	-159	-54.3	15	13	-2	-13.3	259	297	38	14.7	145	117	-28	-19.3
Simiyu	209	184	-25	-12.0	9	16	7	77.8	104	148	44	42.3	147	174	27	18.4
Singida	141	143	2	1.4	1	4	3	300.0	286	232	-54	-18.9	286	185	-101	-35.3
Songwe	370	308	-62	-16.8	12	14	2	16.7	291	281	-10	-3.4	120	125	5	4.2
Tabora	803	771	-32	-4.0	16	17	1	6.3	368	342	-26	-7.1	337	336	-1	-0.3
Tanga	1,157	1,233	76	6.6	23	19	-4	-17.4	660	632	-28	-4.2	801	624	-177	-22.1
Tarime - Rorya	832	481	-351	-42.2	10	7	-3	-30.0	291	241	-50	-17.2	394	484	90	22.8
Marine	1	7	6	600.0	1	0	-1	-100.0	0	1	1	100.0	31	17	-14	-45.2
Railway	22	14	-8	-36.4	24	38	14	58.3	0	0	0	100.0	7	14	7	100.0
TAZARA	4	5	1	25.0	1	0	-1	-100.0	1	0	-1	-100.0	0	1	1	100.0
Airports	0	2	2	100.0	2	2	0	0.0	0	0	0	100.0	23	13	-10	-43.5
Ports Police	2	0	-2	-100.0	0	2	2	100.0	0	0	0	100.0	10	9	-1	-10.0
Tanzania Mainland	19,158	16,686	-2,472	-12.9	853	798	-55	-6.4	11,962	11,000	-962	-8.0	15,446	15,454	8	0.1
Kaskazini Pemba	224	129	-95	-42.4	4	0	-4	-100.0	103	90	-13	-12.6	7	2	-5	-71.4
Kaskazini Unguja	226	210	-16	-7.1	1	7	6	600.0	116	127	11	9.5	58	26	-32	-55.2
Kusini Pemba	233	268	35	15.0	25	2	-23	-92.0	80	69	-11	-13.8	16	1	-15	-93.8
Kusini Unguja	386	347	-39	-10.1	2	1	-1	-50.0	115	149	34	29.6	35	21	-14	-40.0
Mjini Magharibi	719	494	-225	-31.3	39	22	-17	-43.6	700	391	-309	-44.1	66	40	-26	-39.4
Tanzania Zanzibar	1,788	1,448	-340	-19.0	71	32	-39	-54.9	1,114	826	-288	-25.9	182	90	-92	-50.5
Tanzania	20,946	18,134	-2,812	-31.9	924	830	-94	-61.4	13,076	11,826	-1,250	-33.9	15,628	15,544	-84	-50.5

Chanzo: Jeshi la Polisi Tanzania

2.4 Analysis of Major Criminal Offences by Police Regions

A total of 46,334 major criminal offences were reported from January to December, 2025. Generally, mostly major criminal offences in Tanzania Mainland occurred in the following regions; Kinondoni (3,407), Mara (2,820), Tanga (2,508), Kilimanjaro (2,480) and Pwani (2,208). Regions with small number of major criminal offences are Geita (358), Simiyu (522), Shinyanga (561), Singida (564) and Lindi (574).

Mostly major criminal offences in Tanzania Zanzibar occurred in the following regions; Mjini Magharibi (947) and Kusini Unguja (518). Regions with small number of major criminal offences are Kaskazini Pemba (221) and Kusini Pemba (340), (Table 2.13).

Table 2.13 Number of Major Offences; Offences Related to Property, Financial Crime, Offences Against Person and Offences Against State Security and Public Tranquility by Police Region; Tanzania, January – December, 2025

Region	Offence against Property	Financial Crime	Offence against Person	Offence against Public Tranquility	Total
Arusha	836	49	476	545	1,906
Ilala	870	121	462	555	2,008
Temeke	613	36	446	498	1,593
Kinondoni	1,688	155	730	834	3,407
Dodoma	947	52	660	309	1,968
Geita	84	1	137	136	358
Iringa	373	9	438	119	939
Kagera	964	20	465	470	1,919
Katavi	154	0	166	277	597
Kigoma	263	11	392	754	1,420
Kilimanjaro	448	45	418	1,569	2,480
Lindi	286	3	171	114	574
Mara	230	14	318	2,258	2,820
Manyara	484	26	343	465	1,318
Mbeya	669	16	482	628	1,795
Morogoro	1,050	10	519	572	2,151
Mtwara	492	10	285	151	938
Mwanza	491	47	412	1,112	2,062
Njombe	337	9	271	32	649
Pwani	604	19	438	1,147	2,208
Rufiji	614	2	368	462	1,446
Rukwa	383	5	183	217	788
Ruvuma	524	6	246	131	907
Shinyanga	134	13	297	117	561
Simiyu	184	16	148	174	522
Singida	143	4	232	185	564
Songwe	308	14	281	125	728
Tabora	771	17	342	336	1,466
Tanga	1,233	19	632	624	2,508
Tarime - Rorya	481	7	241	484	1,213
Marine	7	0	1	17	25
Railway	14	38	0	14	66
TAZARA	5	0	0	1	6
Airports	2	2	0	13	17
Ports Police	0	2	0	9	11
Tanzania Mainland	16,686	798	11,000	15,454	43,938
Kaskazini Pemba	129	0	90	2	221
Kaskazini Unguja	210	7	127	26	370
Kusini Pemba	268	2	69	1	340
Kusini Unguja	347	1	149	21	518
Mjini Magharibi	494	22	391	40	947
Tanzania Zanzibar	1,448	32	826	90	2,396
Tanzania	18,134	830	11,826	15,544	46,334

2.5 Analysis of Minor Criminal Offences by Police Regions

A total of 549,215 minor criminal offences were reported from January to December, 2025.

- i. In Tanzania Mainland, minor offences related to property mainly occurred in the following regions; Kinondoni (30,980), Mwanza (22,284), Ilala (19,177), Temeke (17,212) and Morogoro (14,905). Regions with small number of minor offences related to property are Simiyu (2,168), Njombe (2,697), Rukwa (2,875), Lindi (3,153) and Katavi (3,481).
In Tanzania Zanzibar, minor offences related to property mainly occurred in the following regions; Mjini Magharibi (7,303) and Kusini Unguja (1,650). Regions with small number of minor offences related to property are Kaskazini Pemba (587) and Kusini Pemba (724).
- ii. In Tanzania Mainland, minor offences against person mainly occurred in the following regions; Kinondoni (17,539), Mwanza (13,487), Temeke (13,191), Mbeya (9,455) and Morogoro (8,948). Regions with small number of minor offences against person are Njombe (1,459), Rufiji (1,468), Lindi (1,821), Simiyu (2,009) and Songwe (2,174).
In Tanzania Zanzibar, minor offences against person mainly occurred in the following regions; Mjini Magharibi (4,273) and Kusini Unguja (886). Regions with small number of minor offences against person are Kaskazini Pemba (234) and Kusini Pemba (436).
- iii. In Tanzania Mainland, offences against state security and public tranquility mainly occurred in the following regions; Kinondoni (16,295), Mwanza (12,010), Kilimanjaro (9,078), Ilala (8,074) and Temeke (7,187). Regions with small number of minor offences against state security and public tranquility are Tanga (560), Mara (643), Lindi (947), Njombe (1,059) and Rufiji (1,131).
In Tanzania Zanzibar, minor offences against state security and public tranquility mainly occurred in the following regions; Mjini Magharibi (1,338) and Kaskazini Unguja (293). Regions with small number of minor offences against state security and public tranquility are Kusini Unguja (40) and Kaskazini Pemba (95).
- iv. Generally, mostly minor criminal offences in Tanzania Mainland occurred in the following regions; Kinondoni (64,814), Mwanza (47,781), Temeke (37,590), Ilala (34,199) and Morogoro (29,917). Regions with small number of minor criminal offences are Njombe (5,215), Simiyu (5,339), Lindi (5,921), Rufiji (6,160) and Rukwa (6,715).

Mostly minor criminal offences in Tanzania Zanzibar occurred in the following regions; Mjini Magharibi (12,914) and Kusini Unguja (2,576). Regions with small number of minor criminal offences are Kaskazini Pemba (916) and Kusini Pemba (1,387), (Table 2.14).

Table 2.14 Number of Minor Criminal Offences by Type and Police Region; Tanzania, January – December, 2025

Region	Offence against Property	Offence against Person	Offence against Public Tranquillity	Total
Arusha	10,544	6,721	5,841	23,106
Ilala	19,177	6,948	8,074	34,199
Temeke	17,212	13,191	7,187	37,590
Kinondoni	30,980	17,539	16,295	64,814
Dodoma	10,829	5,594	3,840	20,263
Geita	7,591	7,126	6,078	20,795
Iringa	4,678	2,904	2,147	9,729
Kagera	6,113	4,029	2,629	12,771
Katavi	3,481	2,619	1,711	7,811
Kigoma	4,895	2,714	2,827	10,436
Kilimanjaro	9,491	7,305	9,078	25,874
Lindi	3,153	1,821	947	5,921
Mara	7,199	6,418	643	14,260
Manyara	6,804	5,303	4,116	16,223
Mbeya	7,373	9,455	1,852	18,680
Morogoro	14,905	8,948	6,064	29,917
Mtwara	4,777	2,253	1,248	8,278
Mwanza	22,284	13,487	12,010	47,781
Njombe	2,697	1,459	1,059	5,215
Pwani	7,620	2,891	1,943	12,454
Rufiji	3,561	1,468	1,131	6,160
Rukwa	2,875	2,473	1,367	6,715
Ruvuma	4,770	2,719	1,436	8,925
Shinyanga	6,792	4,726	2,214	13,732
Simiyu	2,168	2,009	1,162	5,339
Singida	4,431	4,340	2,268	11,039
Songwe	4,165	2,174	1,505	7,844
Tabora	7,435	5,605	3,553	16,593
Tanga	9,657	7,386	560	17,603
Tarime - Rorya	3,559	3,816	1,323	8,698
Marine	57	25	13	95
Railway	151	10	60	221
TAZARA	50	4	9	63
Airports	116	0	2	118
Ports Police	83	29	23	135
Tanzania Mainland	251,673	165,509	112,215	529,397
Kaskazini Pemba	587	234	95	916
Kaskazini Unguja	1,089	643	293	2,025
Kusini Pemba	724	436	227	1,387
Kusini Unguja	1,650	886	40	2,576
Mjini Magharibi	7,303	4,273	1,338	12,914
Tanzania Zanzibar	11,353	6,472	1,993	19,818
Tanzania	263,026	171,981	114,208	549,215

Source: Tanzania Police Force

2.6 Offences with Big Impact on the Society

Rapid changes in technology and globalization have contributed significantly to an increase in crime in the country. In addition to familiar events as outlined earlier, analysis of offences with a big impact on the society has also been done. These offences include murder, gender-based violence, cyber-crime, unlawful possession of fire arms, illegal immigrants, illicit drug trafficking, human trafficking, extra judicial incidents and land disputes.

2.6.1 Murder and its Causes

A total of 1,921 murder cases were reported in the period of January to December, 2025 compared to 2,193 cases reported in the same period 2024. This is a decrease of 272 cases (12.4 %). Regions with highest number of murder cases are Kagera (122), Singida (98), Dodoma (97), Iringa and Mwanza (92 each). A total of 1,977 (1,502 men and 475 women) people were murdered.

The reasons for the killings were domestic disputes (395), crime of passion (330), extra judicial killings (321), superstitious beliefs (166), local pub disputes (159), land disputes (98), revenge (92), desire to acquire wealth illegally (78), manslaughter (64), rape (27), mental health (23) and other causes (224), (Figure 2.4 and Table 2.15).

Figure 2.4 Causes of Murder in percentage; Tanzania, January – December, 2025

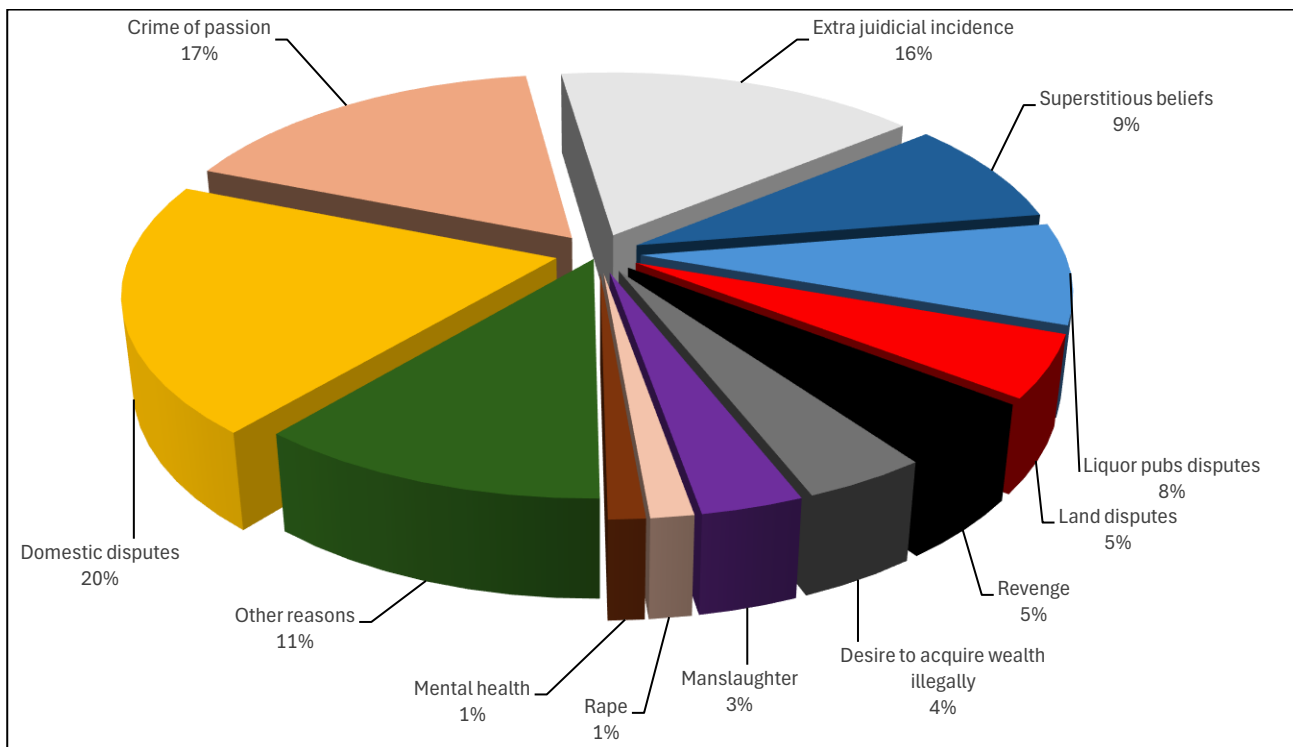


Table 2.15 Number of Reported Murder Cases, Number of Suspects and People Killed by Sex and Reason and Police Region; Tanzania, January – December, 2025

Region	Number of Reported Cases	Total Number of Murdered Persons	Murdered People		Cattle Theft			Robbers			Superstitious Beliefs			Fighting										Suspects								
			M	F	Number	Thieves	Owners	Number	Thieves	Owners	Albino	Aged People	Others	Theft	Domestic	Pombe Shops	Jealousy	Revenge	Manslaughter	Domestic	Disputes	Rape	Motor Vehicles	Motorcycles	Madness	Other Reasons	M	F	Total			
Arusha	57	58	51	7	0	0	0	2	2	0	0	1	0	2	53	45	2	2	2	2	0	0	0	0	0	0	0	38	2	40		
Ilala	20	22	17	5	0	0	0	1	0	1	0	0	0	7	11	6	1	1	2	1	0	0	0	0	0	3	8	1	9			
Temeke	25	25	22	3	1	1	0	0	0	0	0	0	0	2	11	6	1	1	0	3	1	0	0	1	9	6	2	8				
Kinondoni	32	32	26	6	0	0	0	7	3	4	0	0	0	8	12	5	0	5	1	1	0	1	0	0	4	24	1	25				
Dodoma	97	99	79	20	2	1	1	0	0	0	0	3	4	0	72	21	20	20	8	3	5	3	0	2	6	68	7	75				
Geita	46	47	30	17	0	0	0	2	2	0	0	4	3	4	26	5	4	12	2	3	2	0	0	2	4	30	4	31				
Iringa	92	93	68	25	0	0	0	2	1	1	0	3	9	21	31	8	7	9	6	1	0	0	1	0	26	69	11	80				
Kagera	122	130	82	48	0	0	0	2	1	1	0	10	7	9	71	29	9	14	17	2	13	4	0	4	1	9	68	24	92			
Katavi	51	54	40	14	3	3	0	9	9	0	0	0	0	6	27	12	7	7	1	0	1	2	0	0	6	68	12	80				
Kigoma	73	76	60	16	0	0	0	2	0	2	0	8	0	5	54	13	13	26	1	1	2	0	0	0	5	34	1	35				
Kilimanjaro	40	42	30	12	0	0	0	2	0	2	0	1	1	2	24	8	2	10	0	4	3	1	0	1	7	38	9	47				
Lindi	30	30	20	10	3	1	2	1	0	1	0	1	0	7	12	4	0	3	0	5	4	0	0	0	2	13	1	14				
Mara	62	62	44	18	2	2	0	0	0	0	0	1	1	2	50	25	7	14	0	4	1	0	0	0	5	38	5	43				
Manyara	68	71	56	15	1	1	0	1	1	0	0	2	2	3	54	18	21	10	2	3	1	3	0	0	2	58	12	70				
Mbeya	91	94	68	26	1	1	0	0	0	0	0	5	0	22	56	28	11	13	3	1	2	2	0	2	2	79	11	90				
Morogoro	88	95	79	16	3	1	2	3	1	2	0	2	2	10	49	13	12	21	2	1	13	0	0	3	3	7	68	1	69			
Mtwara	39	39	34	5	1	1	0	2	2	0	0	2	0	10	13	6	0	4	0	3	0	1	0	0	1	9	13	0	13			
Mwanza	92	97	81	16	2	0	2	11	11	0	0	9	1	12	33	10	3	17	3	0	7	1	0	0	21	70	7	77				
Njombe	56	57	41	16	1	1	0	8	5	3	0	7	2	3	28	8	3	12	4	1	3	1	0	0	2	48	4	52				
Pwani	58	61	49	12	0	0	0	12	10	2	0	1	0	4	26	4	4	16	2	0	5	0	0	2	0	11	36	2	38			
Rufiji	20	20	15	5	0	0	0	3	0	3	0	0	0	1	12	2	1	8	0	1	0	0	0	1	1	2	11	0	11			
Rukwa	35	35	25	10	0	0	0	0	0	0	0	2	4	7	15	2	0	7	2	4	2	0	0	0	5	33	0	33				
Ruvuma	85	90	74	16	9	3	6	7	4	3	0	5	1	2	34	10	5	14	4	1	11	0	0	3	1	17	57	0	57			
Shinyanga	55	58	40	18	1	1	0	0	0	0	0	4	2	7	33	7	2	12	7	5	2	0	0	0	9	45	8	53				
Simiyu	48	49	28	21	6	2	4	1	1	0	0	5	6	5	19	10	1	5	2	1	2	1	0	0	4	27	5	32				
Singida	98	99	79	20	2	2	0	1	1	0	0	1	5	19	51	28	7	11	2	3	1	2	0	2	2	13	97	12	109			
Songwe	72	69	50	19	1	0	1	2	0	2	0	11	13	2	28	10	2	13	1	2	4	0	0	0	8	40	6	46				
Tabora	60	61	41	20	1	0	1	3	0	3	0	12	1	3	25	6	1	16	1	1	10	0	0	0	1	5	19	3	22			
Tanga	77	78	59	19	3	3	0	10	4	6	0	1	0	13	38	17	3	12	5	1	0	1	0	2	10	56	4	60				
Tarime – Rorya	78	80	67	13	4	4	0	0	0	0	0	0	1	5	58	26	5	14	10	3	3	0	0	0	2	7	25	1	26			
Marine	1	1	1	0	0	0	0	0	0	0	0	0	0	0	1	0	0	0	0	1	0	0	0	0	0	1	0	1	1			
Marine	0	0	0	0	0	0	0	0	0	0	0	0	0	0	0	0	0	0	0	0	0	0	0	0	0	0	0	0	0	0		
Railway	0	0	0	0	0	0	0	0	0	0	0	0	0	0	0	0	0	0	0	0	0	0	0	0	0	0	0	0	0	0	0	
TAZARA	0	0	0	0	0	0	0	0	0	0	0	0	0	0	0	0	0	0	0	0	0	0	0	0	0	0	0	0	0	0	0	
Airports	0	0	0	0	0	0	0	0	0	0	0	0	0	0	0	0	0	0	0	0	0	0	0	0	0	0	0	0	0	0	0	0
Ports Police	0	0	0	0	0	0	0	0	0	0	0	0	0	0	0	0	0	0	0	0	0	0	0	0	0	0	0	0	0	0	0	0
Kaskazini Unguja	13	13	13	0	2	2	0	1	1	0	0	0	0	8	1	0	1	0	0	0	0	0	0	0	1	5	5	0	5	5		
Kusini Pemba	4	4	3	1	1	1	0	0	0	0	0	0	0	2	0	0	0	0	0	0	0	1	0	0	0	5	0	5	0	5		
Kusini Unguja	10	10	8	2	1	1	0	0	0	0	0	0	0	3	6	0	2	1	2	1	0	0	0	0	0	5	0	6	0	6		
Mjini Magharibi	26	26	22	4	0	0	0	0	0	0	0	0	0	14	6	3	2	0	0	1	0	3	0	0	3	4	1	5	0	5		
Tanzania	1,921	1,977	1,502	475	51	32	19	95	59	36	0	101	65	230	1,040	395	159	330	92	64	98	27	0	23	23	224	1,304	157	1,459			

Source: Tanzania Police Force

2.6.2 Land Disputes

Land disputes are among incidents reported at Police stations in 2025. These incidents involve farmers and herders, farmers against themselves, citizens against investors/Government and citizens against themselves. These disputes sometimes escalate to violence which leads to death, injuries and damage to property.

In the period of January to December, 2025, a total of 1,721 criminal cases were reported due to land disputes, that caused 98 deaths, 118 injuries to people and destruction of properties including 1,231 farms and 251 livestock, (Table 2.16).

Table 2.16 Number of Deaths and Injuries Due to Land Disputes by Type and Police Region; Tanzania, January to December, 2025

Region	Number of Land Disputes	Farmers and herders	Farmers themselves	Violating prohibited areas	Herders against herders	Land Ownership Disputes	Investors against people	Government against people	Number of deaths		Number of injuries	
									M	F	M	F
Arusha	4	0	3	0	0	1	0	0	1	0	3	0
Ilala	0	0	0	0	0	0	0	0	0	0	0	0
Temeke	59	0	0	0	0	59	0	0	1	0	2	0
Kinondoni	5	0	0	0	0	5	0	0	0	0	0	0
Dodoma	25	7	6	3	0	8	0	1	7	0	2	0
Geita	1	0	1	0	0	0	0	0	1	0	0	0
Iringa	0	0	0	0	0	0	0	0	0	0	0	0
Kagera	10	0	4	2	0	3	0	1	8	2	2	0
Katavi	7	1	4	2	0	0	0	0	2	0	3	0
Kigoma	4	1	2	0	0	0	1	0	2	0	3	1
Kilimanjaro	6	2	3	0	0	1	0	0	1	1	1	1
Lindi	49	15	2	31	0	1	0	0	5	0	16	0
Mara	1	1	0	0	0	0	0	0	1	0	0	0
Manyara	35	3	19	1	4	7	1	0	2	0	5	0
Mbeya	12	1	9	0	1	1	0	0	7	2	8	0
Morogoro	1,326	1,242	29	37	2	11	4	1	8	1	30	2
Mtwara	0	0	0	0	0	0	0	0	0	0	0	0
Mwanza	7	1	3	1	2	0	0	0	2	2	0	0
Njombe	4	0	4	0	0	0	0	0	4	0	0	0
Pwani	97	20	0	0	2	73	2	0	3	0	5	1
Rufiji	4	0	0	0	0	3	1	0	0	0	0	0
Rukwa	1	0	1	0	0	0	0	0	1	0	0	0
Ruvuma	4	4	0	0	0	0	0	0	9	0	1	0
Shinyanga	2	0	2	0	0	0	0	0	0	0	1	0
Simiyu	1	0	0	0	0	1	0	0	1	0	1	0
Singida	8	2	5	0	1	0	0	0	3	0	4	0
Songwe	4	0	4	0	0	0	0	0	4	1	0	0
Tabora	26	1	8	1	3	13	0	0	7	5	15	6
Tanga	6	0	5	0	0	1	0	0	1	0	1	0
Tarime rorya	8	1	6	0	1	0	0	0	3	0	4	0
Marine	0	0	0	0	0	0	0	0	0	0	0	0
Railway	0	0	0	0	0	0	0	0	0	0	0	0
TAZARA	0	0	0	0	0	0	0	0	0	0	0	0
Airports	0	0	0	0	0	0	0	0	0	0	0	0
Ports Police	0	0	0	0	0	0	0	0	0	0	0	0
Kaskazini pemba	0	0	0	0	0	0	0	0	0	0	0	0
Kaskazini unguja	0	0	0	0	0	0	0	0	0	0	0	0
Kusini pemba	0	0	0	0	0	0	0	0	0	0	0	0
Kusini unguja	5	0	0	0	0	5	0	0	0	0	0	0
Mjini magharibi	0	0	0	0	0	0	0	0	0	0	0	0
Tanzania	1,721	1,302	120	78	16	193	9	3	84	14	107	11

Source: Tanzania Police Force

2.6.3 Gender Based Violence

Gender Based Violence are an Acts that abuse individual, which can lead to physical, sexual or mental harm or suffering for the victim of the violence. These types of offenses can occur publicly or privately.

The community has been facing challenges related to Gender Based Violence and abuse such as rape, unnatural offence, child desertion, child stealing, female genital mutilation etc. These offences are rapidly increasing in the community especially within the family. These offences continue day to day within the community and take a large percentage of the cases happen within the community, especially within families. Under these circumstances, the Police Force through its Reform Programs created a gender desk for the purpose of making follow up, coordinating, and monitoring of gender-based violence cases. The Police Force has continued to raise public awareness and strengthening gender desks in Police stations to encourage community to report gender-based violence cases. These offences divided into four groups such as:-

Physical violence is an act causing an injury or trauma to a person by using any object. This includes beating, hurting with objects such as a stick or weapon, choking or other acts of bodily harm. These offences include, genital mutilation, an injury, common assault and assault causing bodily harm. From January to December, 2025 a total of 12,975 victims experienced physical violence compared to 18,717 victims during the same period in 2024. This is a decrease of 5,742 victims, equivalent to 30.7 percent.

Sexual violence is an act forcing a partner or any person to have sex without her/his consent. This can include offences such as rape, unnatural offences, indecent assault, and impregnating a student. From January to December, 2025 a total of 12,547 victims were subjected to sexual violence compared to 14,132 victims during the same period in 2024. This is a decrease of 1,585 victims, equivalent to 11.2 percent.

Emotional/Psychological violence is an actions or words that humiliate a person, threaten or torture a person emotionally. This includes defamation, calling a person by using bad names, isolating a person from close friends or family, threaten or interfering freedom of a person to make decisions or other actions that cause emotional pain (stress). These offences include abusive language and publication of sexual images. From January to December, 2025 a total of 2,188 victims experienced emotional violence compared to 3,361 victims during the same period in 2024. This is a decrease of 1,173 victims, equivalent to 34.9 percent.

Other Violence are actions that include other forms of violence such as abortion, child abandonment, child abduction, child stealing, child desertion, murder, family abandonment, human trafficking and impeding student. From January to December 2025, a total of 2,417 victims experienced other forms of violence compared to 3,046 victims during the same period in 2024. This is a decrease of 629 victims, equivalent to 20.7 percent, (Table 2.17)

Table 2.17 Number of Gender-Based Violence and Abuse Offences by Type of Offence; Tanzania, January–December, 2025

Offence	2024	2025	Difference	Percent
Physical Violence				
Murder	200	239	39	19.5
Injury	4,279	2,485	-1,794	-41.9
Genital Multilation	21	22	1	4.8
Common Assault	7,353	5,031	-2,322	-31.6
Killing of Old People	138	101	-37	-26.8
Assault Causing Grevious Harm	6,726	5,097	-1,629	-24.2
Total	18,717	12,975	-5,742	-30.7
Sexual Violence				
Rape	8,541	7,876	-665	-7.8
Unnatural Offence	2,085	1,757	-328	-15.7
Indicent Assault	1,610	1,698	88	5.5
Incest	106	50	-56	-52.8
Impreginating Student	1,790	1,166	-624	-34.9
Total	14,132	12,547	-1,585	-11.2
Emotion (psychological) Violence				
Abusive Language	3,361	2,188	-1,173	-34.9
Total	3,361	2,188	-1,173	-34.9
Other violence				
Child Desertion	173	172	-1	-0.6
Child Stealing	77	88	11	14.3
Human Trafficking	9	12	3	33.3
Child Abandon	82	137	55	67.1
Abduction	256	119	-137	-53.5
Child Abduction	131	87	-44	-33.6
Family Desertion	1,249	842	-407	-32.6
Abortion	53	27	-26	-49.1
Impending Student	994	923	-71	-7.1
Child Marriage	22	10	-12	-54.5
Total	3,046	2,417	-629	-20.7
Grand Total	39,256	30,127	-9,129	-23.3

Source: Tanzania Police Force

Regional Analysis of Gender-Based Violence Offences

An analysis was conducted to show victims of gender-based violence at the regional level by categories of violence and sex. From January to December 2025, a total of 30,127 victims experienced gender-based violence compared to 39,256 victims during the same period in 2024. This represents a decrease of 9,129 victims, equivalent to 23.3 percent, (Table 2.18).

Table 2.18 Number of Victims of Gender Based Violence by Type of Offence and Police Region; Tanzania, January – December, 2025

Region	Sexual Violence								Emotion Violence					
	Rape		Unnatural Offence		Indicent Assault		Incest		Impregnating Student		Sexual Violence		Abusive Language	
	F	M	F	M	F	M	F	M	F	M	F	Total	M	F
Arusha	278	124	2	0	66	0	0	89	124	435	559	257	280	537
Ilala	313	95	11	3	50	0	2	13	98	389	487	15	77	92
Temeke	319	70	22	28	143	0	1	20	98	505	603	110	212	322
Kinondoni	486	140	42	14	126	0	0	5	154	659	813	21	52	73
Dodoma	434	90	30	11	88	0	3	62	101	617	718	57	81	138
Geita	73	6	5	4	10	1	0	38	11	126	137	17	23	40
Iringa	280	48	9	4	37	0	0	15	52	341	393	3	11	14
Kagera	305	14	7	3	26	0	7	50	17	395	412	24	51	75
Katavi	101	6	2	5	20	0	0	19	11	142	153	0	0	0
Kigoma	249	59	6	1	30	0	2	47	60	334	394	15	58	73
Kilimanjaro	268	83	11	5	31	0	2	40	88	352	440	0	17	17
Lindi	115	23	0	2	19	0	0	20	25	154	179	5	8	13
Manyara	216	46	6	15	66	0	0	61	61	349	410	0	1	1
Mara	214	23	11	16	35	0	1	65	39	326	365	0	4	4
Mbeya	328	47	2	4	52	0	5	59	51	446	497	0	44	44
Morogoro	339	71	3	3	53	0	3	93	74	491	565	25	16	41
Mtwara	201	35	5	2	20	0	1	11	37	238	275	3	27	30
Mwanza	258	53	1	12	96	0	2	110	65	467	532	12	50	62
Njombe	178	26	8	2	23	0	0	7	28	216	244	0	5	5
Pwani	319	39	17	5	76	0	0	20	44	432	476	143	94	237
Rufiji	307	26	15	0	7	0	0	8	26	337	363	0	4	4
Rukwa	131	12	2	1	18	0	0	14	13	165	178	20	67	87
Ruvuma	135	20	1	1	6	0	3	30	21	175	196	0	1	1
Shinyanga	207	26	0	0	24	0	0	43	26	274	300	6	17	23
Simiyu	86	7	0	4	36	2	0	51	13	173	186	1	17	18
Singida	92	31	11	2	40	0	2	49	33	194	227	0	4	4
Songwe	174	20	7	3	72	0	1	29	23	283	306	1	2	3
Tabora	208	58	12	3	74	6	2	20	67	316	383	32	57	89
Tanga	470	78	4	16	69	0	3	47	94	593	687	46	89	135
Tarime Rorya	135	22	0	1	7	0	1	31	23	174	197	3	3	6
Marine	0	0	0	0	0	0	0	0	0	0	0	0	0	0
Railway	0	0	0	0	0	0	0	0	0	0	0	0	0	0
TAZARA	0	0	0	0	0	0	0	0	0	0	0	0	0	0
Airports	0	0	0	0	0	0	0	0	0	0	0	0	0	0
Ports Police	0	0	0	0	0	0	0	0	0	0	0	0	0	0
Kaskazini Pemba	80	10	0	3	8	0	0	0	13	88	101	0	0	0
Kaskazini Unguja	103	7	1	0	10	0	0	0	7	114	121	0	0	0
Kusini Pemba	50	15	0	1	29	0	0	0	16	79	95	0	0	0
Kusini Unguja	128	8	0	1	16	0	0	0	9	144	153	0	0	0
Mjini Magharibi	296	49	17	6	34	0	0	0	55	347	402	0	0	0
Tanzania	7,876	1,487	270	181	1,517	9	41	1,166	1,677	10,870	12,547	816	1,372	2,188

Table 2.18 (cont.) Number of Victims of Gender Based Violence by Type of Offence and Police Region; Tanzania, January – December, 2025

Region	Physical Violence														Total
	Murder		Injury		Genital Mutilation	Common Assault		Killing of Old people		Common Assault		Physical Violence			
	M	F	M	F	F	M	F	M	F	M	F	M	F		
Arusha	0	9	336	212	0	238	135	0	1	357	188	931	545	1,476	
Ilala	0	0	56	31	0	25	87	0	0	40	138	121	256	377	
Temeke	3	2	67	150	0	128	327	0	0	175	371	373	850	1,223	
Kinondoni	4	2	11	11	0	8	72	0	0	2	35	25	120	145	
Dodoma	10	5	227	143	5	153	244	1	2	332	671	723	1,070	1,793	
Geita	11	0	30	6	0	62	45	0	4	67	93	170	148	318	
Iringa	0	1	10	41	0	8	62	0	3	13	144	31	251	282	
Kagera	4	0	79	49	6	61	90	3	7	191	124	338	276	614	
Katavi	4	4	3	6	0	0	19	0	0	9	60	16	89	105	
Kigoma	2	5	27	62	0	127	431	1	7	16	75	173	580	753	
Kilimanjaro	0	0	4	10	0	7	91	0	1	2	41	13	143	156	
Lindi	0	2	3	5	1	19	38	0	1	11	106	33	153	186	
Manyara	2	3	0	6	0	6	12	0	1	13	64	21	86	107	
Mara	4	0	5	10	0	10	90	0	2	9	37	28	139	167	
Mbeya	0	5	3	10	7	0	48	0	5	5	137	8	212	220	
Morogoro	1	3	0	33	0	4	4	1	1	0	9	6	50	56	
Mtwara	20	4	4	41	0	6	96	0	2	4	49	34	192	226	
Mwanza	2	0	0	13	1	37	110	2	7	0	32	41	163	204	
Njombe	2	2	1	11	0	0	23	0	7	3	53	6	96	102	
Pwani	23	13	204	79	0	572	401	0	1	194	123	993	617	1,610	
Rufiji	2	0	7	9	0	18	65	0	0	9	3	36	77	113	
Rukwa	0	6	12	57	1	38	125	0	2	66	261	116	452	568	
Ruvuma	0	1	2	3	0	3	6	1	4	1	4	7	18	25	
Shinyanga	2	2	1	5	0	8	91	1	3	4	90	16	191	207	
Simiyu	0	2	5	16	0	19	30	0	5	4	62	28	115	143	
Singida	2	1	5	7	1	22	68	0	1	11	15	40	93	133	
Songwe	6	5	1	7	0	3	31	4	7	13	67	27	117	144	
Tabora	9	16	71	40	0	85	176	1	11	31	50	197	293	490	
Tanga	17	8	143	42	0	175	136	0	1	174	89	509	276	785	
Tarime Rorya	0	1	1	42	0	0	30	0	0	17	129	18	202	220	
Marine	0	0	0	0	0	0	0	0	0	0	2	0	2	2	
Railway	0	0	0	0	0	0	0	0	0	0	0	0	0	0	
TAZARA	0	0	0	0	0	0	0	0	0	0	0	0	0	0	
Airports	0	0	0	0	0	0	0	0	0	0	0	0	0	0	
Ports Police	0	0	0	0	0	0	0	0	0	0	0	0	0	0	
Kaskazini Pemba	0	0	0	0	0	1	4	0	0	0	0	1	4	5	
Kaskazini Unguja	0	0	10	0	0	0	1	0	0	0	2	10	3	13	
Kusini Pemba	0	0	0	0	0	0	0	0	0	0	0	0	0	0	
Kusini Unguja	6	1	0	0	0	0	0	0	0	0	0	6	1	7	
Mjini Magharibi	0	0	0	0	0	0	0	0	0	0	0	0	0	0	
Tanzania	136	103	1,328	1,157	22	1,843	3,188	15	86	1,773	3,324	5,095	7,880	12,975	

Chanzo: Jeshi la Polisi Tanzania

Table 2.18 (cont.) Number of Victims of Gender Based Violence by Type of Offence and Police Region; Tanzania, January – December, 2025

Region	Other violence																							Total (children and Adults)			
	Child				Escaping the child																			Total	M	F	Total
	Desertion	Child stealing		Human Trafficking	Child Abandon		Abduction		Family desertion		Abortion	Impeding students		Early marriage		Other violence											
M	F	M	F	M	F	M	F	M	F	M	F	M	F	M	F	M	F	M	F	M	F	Total	M	F	Total		
Arusha	9	3	1	2	0	0	0	0	0	0	0	0	0	18	14	0	11	24	0	0	39	43	82	1,351	1,303	2,654	
Ilala	14	4	1	2	2	0	0	1	0	0	0	2	0	0	0	2	0	8	0	0	17	19	36	251	741	992	
Temeke	2	3	3	2	0	0	4	7	0	3	0	0	7	6	1	0	14	1	0	17	36	53	598	1,603	2,201		
Kinondoni	13	6	4	2	0	3	14	18	0	0	0	0	50	26	1	8	11	0	0	89	67	156	289	898	1,187		
Dodoma	3	1	2	1	0	2	1	6	0	13	2	3	13	26	2	8	50	0	0	29	104	133	910	1,872	2,782		
Geita	2	0	2	3	0	0	0	0	0	5	2	2	7	33	0	0	12	0	0	13	55	68	211	352	563		
Iringa	2	5	4	0	0	0	0	0	0	0	0	0	0	34	1	0	1	0	0	6	41	47	92	644	736		
Kagera	4	8	4	2	0	0	0	0	0	3	0	1	8	13	1	14	47	0	0	30	75	105	409	797	1,206		
Katavi	1	2	2	0	0	0	0	0	0	2	1	0	0	12	0	0	4	0	0	4	20	24	31	251	282		
Kigoma	2	2	0	1	0	0	0	0	0	17	0	0	5	34	1	0	15	0	1	7	71	78	255	1,043	1,298		
Kilimanjaro	7	9	0	0	0	0	0	0	0	5	2	7	22	34	0	15	20	0	0	46	75	121	147	587	734		
Lindi	1	0	2	0	0	0	0	0	0	11	0	0	5	7	1	0	1	0	0	8	20	28	71	335	406		
Manyara	2	3	5	2	0	0	1	1	0	2	0	0	22	23	1	19	45	0	0	49	77	126	131	513	644		
Mara	1	1	1	0	0	0	5	4	0	4	1	16	10	26	4	11	124	0	1	29	180	209	96	649	745		
Mbeya	7	4	1	2	0	0	4	9	0	6	0	2	19	50	7	4	27	0	0	35	107	142	94	809	903		
Morogoro	9	4	3	2	0	0	0	0	0	0	0	1	1	3	0	0	65	0	0	13	75	88	118	632	750		
Mtwara	4	0	0	1	0	0	2	1	0	19	0	0	5	4	0	0	19	0	0	11	44	55	85	501	586		
Mwanza	0	5	1	1	1	0	1	0	0	4	0	0	23	37	0	4	43	0	0	30	90	120	148	770	918		
Njombe	0	1	1	1	0	0	8	9	0	1	0	2	3	7	0	1	3	0	0	13	24	37	47	341	388		
Pwani	2	1	2	0	0	0	0	1	0	0	0	0	9	15	0	0	9	0	0	13	26	39	1193	1,169	2,362		
Rufiji	0	0	0	0	0	0	0	1	0	1	0	0	3	2	0	0	1	0	0	3	5	8	65	423	488		
Rukwa	2	1	0	0	0	0	1	2	0	9	0	1	13	46	0	0	3	0	0	16	62	78	165	746	911		
Ruvuma	1	0	1	2	1	0	1	5	0	0	0	0	1	13	1	0	5	0	0	5	26	31	33	220	253		
Shinyanga	1	2	5	1	0	0	0	6	0	1	0	2	0	20	0	9	48	0	2	15	82	97	63	564	627		
Simiyu	1	0	5	0	1	0	0	9	0	5	2	10	2	7	1	18	39	0	0	29	71	100	71	376	447		
Singida	0	0	0	0	0	0	3	3	0	0	0	0	12	6	2	0	38	0	0	15	49	64	88	340	428		
Songwe	2	3	1	1	0	1	1	0	0	0	0	4	2	13	0	0	11	2	1	8	34	42	59	436	495		
Tabora	0	1	2	1	0	0	2	4	0	0	0	8	15	23	1	1	15	0	2	20	55	75	316	721	1,037		
Tanga	1	2	0	0	0	0	1	1	0	7	0	4	10	15	0	0	15	0	0	12	44	56	661	1,002	1,663		
Tarime Rorya	0	1	3	1	1	0	0	0	0	1	0	6	3	5	0	1	29	0	0	8	43	51	52	422	474		
Marine	0	0	0	0	0	0	0	0	0	0	0	0	0	0	0	0	0	0	0	0	0	0	0	0	2	2	
Marine	0	0	0	0	0	0	0	0	0	0	0	0	0	0	0	0	0	0	0	0	0	0	0	0	0	0	
Railway	0	0	0	0	0	0	0	0	0	0	0	0	0	0	0	0	0	0	0	0	0	0	0	0	0	0	
TAZARA	0	0	0	0	0	0	0	0	0	0	0	0	0	0	0	0	0	0	0	0	0	0	0	0	0	0	
Airports	0	0	0	0	0	0	0	0	0	0	0	0	0	0	0	0	0	0	0	0	0	0	0	0	0	0	
Ports Police	0	0	0	0	0	0	0	0	0	0	0	5	0	0	0	2	3	0	0	2	8	10	16	100	116		
Kaskazini Unguja	0	2	0	1	0	0	0	0	0	0	0	0	0	0	0	0	12	0	0	0	15	15	17	132	149		
Kusini Pemba	0	0	0	0	0	0	0	0	0	0	0	0	0	0	0	6	22	0	0	6	22	28	22	101	123		
Kusini Unguja	2	1	0	0	0	0	0	0	0	0	0	1	0	0	0	0	6	0	0	2	8	10	17	153	170		
Mjini Magharibi	1	1	0	1	0	0	0	0	0	0	0	0	0	0	0	0	2	0	0	1	4	5	56	351	407		
Tanzania	96	76	56	32	6	6	49	88	0	119	10	77	288	554	27	132	791	3	7	640	1,777	2,417	8,228	21,899	30,127		

Source: Tanzania Police Force

2.6.3.1 Gender Based Violence against Children

These offences are about gender violence against children. These types of violence mostly occur in the community especially within a family. The community has been facing challenges related to offences such as rape, unnatural offence, child desertion, family desertion and female genital mutilation.

These types of violence and abuse are increasing due to the fact that, to a certain extent the society has partly failed to protect children by distancing itself from this kind of violence. The Tanzania Police Force in collaboration with different stakeholders continues to raise public awareness and strengthen the gender desks in Police stations so as to encourage people to report violence and abuse against children.

In the period of January to December, 2025, a total of 13,430 victims (children) were reported at Police stations compared to 15,474 victims in 2024. This is a decrease of 2,044 victims, equivalent to 13.2 percent.

In Tanzania Mainland, Police Regions with a relatively large number of reported victims are Kinondoni (838), Dodoma (646), Tanga (632), Temeke (620) and Mbeya (587). Regions with a relatively small number of reported victims are Geita (143), Katavi (154), Lindi (183), Ruvuma (192) and Rukwa (205).

In Tanzania Zanzibar, Police Regions with a relatively large number of reported victims are Mjini Magharibi (371) and Kusini Unguja (140). Regions with a relatively small number of reported victims are Kaskazini Pemba (106) and Kusini Pemba (113). Offences with large number of victims in Tanzania are Rape (7,111), unnatural offence (1,648) and impregnating student (1,105), (Table 2.19).

Table 2.19 Number of Victims of Gender Based Violence against Children by Type of Offence and Police Region; Tanzania, January – December, 2025

Region	Sexual Violence									Emotion Violence				
	Rape		Unnatural Offence		Indicent Assault		Incest		Impregnating Student	Sexual Violence		Abusive Language		Total
	F	M	F	M	F	M	F	F	F	F	M	F		
Arusha	255	120	2	0	11	0	0	89	120	357	477	0	0	0
Ilala	304	94	11	0	30	0	1	13	94	359	453	0	0	0
Temeke	302	69	20	15	55	0	1	19	84	397	481	0	1	1
Kinondoni	446	130	39	5	50	0	0	4	135	539	674	1	4	5
Dodoma	345	84	21	3	19	0	3	56	87	444	531	0	0	0
Geita	63	6	5	4	1	1	0	35	11	104	115	0	0	0
Iringa	268	42	8	2	28	0	0	15	44	319	363	0	0	0
Kagera	291	14	7	3	13	0	6	48	17	365	382	1	0	1
Katavi	89	6	2	5	8	0	0	18	11	117	128	0	0	0
Kigoma	209	58	6	1	16	0	2	42	59	275	334	0	3	3
Kilimanjaro	250	75	9	5	17	0	2	39	80	317	397	0	0	0
Lindi	99	19	0	2	8	0	0	18	21	125	146	0	0	0
Manyara	183	45	6	10	33	0	0	60	55	282	337	0	0	0
Mara	180	21	8	2	20	0	1	63	23	272	295	0	0	0
Mbeya	293	46	2	4	25	0	5	58	50	383	433	0	15	15
Morogoro	285	67	3	0	7	0	0	93	67	388	455	0	0	0
Mtwara	189	34	5	2	16	0	1	10	36	221	257	0	0	0
Mwanza	251	53	1	0	36	0	2	107	53	397	450	2	8	10
Njombe	163	25	7	2	12	0	0	7	27	189	216	0	0	0
Pwani	298	39	14	1	16	0	0	20	40	348	388	0	8	8
Rufiji	283	26	15	0	4	0	0	8	26	310	336	0	2	2
Rukwa	108	12	2	1	7	0	0	14	13	131	144	1	5	6
Ruvuma	114	18	1	1	4	0	3	26	19	148	167	0	0	0
Shinyanga	182	26	0	0	11	0	0	41	26	234	260	0	0	0
Simiyu	73	7	0	4	4	2	0	48	13	125	138	0	0	0
Singida	85	31	9	0	26	0	1	42	31	163	194	0	1	1
Songwe	157	20	7	1	53	0	1	28	21	246	267	1	2	3
Tabora	182	52	10	0	64	0	2	17	52	275	327	15	12	27
Tanga	427	66	2	10	33	0	1	36	76	499	575	2	0	2
Tarime Rorya	126	22	0	0	2	0	1	31	22	160	182	0	0	0
Marine	0	0	0	0	0	0	0	0	0	0	0	0	0	0
Railway	0	0	0	0	0	0	0	0	0	0	0	0	0	0
TAZARA	0	0	0	0	0	0	0	0	0	0	0	0	0	0
Airports	0	0	0	0	0	0	0	0	0	0	0	0	0	0
Ports Police	0	0	0	0	0	0	0	0	0	0	0	0	0	0
Kaskazini Pemba	77	9	0	2	6	0	0	0	11	83	94	0	0	0
Kaskazini Unguja	95	5	1	0	6	0	0	0	5	102	107	0	0	0
Kusini Pemba	47	14	0	1	23	0	0	0	15	70	85	0	0	0
Kusini Unguja	114	8	0	0	8	0	0	0	8	122	130	0	0	0
Mjini Magharibi	278	47	15	5	21	0	0	0	52	314	366	0	0	0
Tanzania	7,111	1,410	238	91	693	3	33	1,105	1,504	9,180	10,684	23	61	84

Table 2.19 (cont..) Number of Victims of Gender Based Violence against Children by Type of Offence and Police Region; Tanzania, January – December, 2025

Region	Physical Violence														Total
	Murder		Injury		Genital Mutilation	Common Assault		Killings of Old people		Assault causing Harm		Physical Violence			
	M	F	M	F	F	M	F	M	F	M	F	M	F		
Arusha	0	0	1	0	0	3	5	0	0	9	1	13	6	19	
Ilala	0	0	0	3	0	3	6	0	0	0	2	3	11	14	
Temeke	2	1	11	14	0	18	19	0	0	12	16	43	50	93	
Kinondoni	0	0	2	1	0	4	7	0	0	0	3	6	11	17	
Dodoma	0	0	2	0	2	2	7	0	0	2	2	6	11	17	
Geita	1	0	0	0	0	1	0	0	0	0	0	2	0	2	
Iringa	0	1	3	1	0	0	2	0	0	7	4	10	8	18	
Kagera	0	0	7	4	0	1	0	0	0	10	17	18	21	39	
Katawi	0	1	2	3	0	0	0	0	0	2	5	4	9	13	
Kigoma	2	4	4	9	0	7	21	0	0	4	2	17	36	53	
Kilimanjaro	0	0	2	2	0	4	0	0	0	0	0	6	2	8	
Lindi	0	1	3	2	0	1	2	0	0	0	10	4	15	19	
Manyara	1	3	0	0	0	5	3	0	0	4	12	10	18	28	
Mara	0	0	3	2	0	5	11	0	0	7	3	15	16	31	
Mbeya	0	5	3	3	7	0	3	0	0	2	7	5	25	30	
Morogoro	1	0	0	0	0	0	0	0	0	0	1	1	1	2	
Mtwara	16	1	1	1	0	0	3	0	0	2	2	19	7	26	
Mwanza	0	0	0	0	0	4	7	0	0	0	6	4	13	17	
Njombe	0	2	0	4	0	0	1	0	0	2	9	2	16	18	
Pwani	4	0	14	9	0	47	51	0	0	10	14	75	74	149	
Rufiji	0	0	0	3	0	0	5	0	0	1	0	1	8	9	
Rukwa	0	0	1	0	0	5	3	0	0	25	2	31	5	36	
Ruvuma	0	0	0	0	0	3	5	0	0	0	0	3	5	8	
Shinyanga	2	1	0	2	0	3	2	0	0	1	0	6	5	11	
Simiyu	0	0	0	0	0	0	2	0	0	1	1	1	3	4	
Singida	2	1	3	5	0	3	6	0	0	2	6	10	18	28	
Songwe	4	2	1	0	0	2	5	0	0	4	1	11	8	19	
Tabora	1	4	9	4	0	10	20	0	0	2	2	22	30	52	
Tanga	0	0	3	1	0	4	2	0	0	6	0	13	3	16	
Tarime Rorya	0	0	0	3	0	0	1	0	0	3	6	3	10	13	
Marine	0	0	0	0	0	0	0	0	0	0	2	0	2	2	
Railway	0	0	0	0	0	0	0	0	0	0	0	0	0	0	
TAZARA	0	0	0	0	0	0	0	0	0	0	0	0	0	0	
Airports	0	0	0	0	0	0	0	0	0	0	0	0	0	0	
Ports Police	0	0	0	0	0	0	0	0	0	0	0	0	0	0	
Kaskazini Pemba	0	0	0	0	0	1	1	0	0	0	0	1	1	2	
Kaskazini Unguja	0	0	10	0	0	0	1	0	0	0	2	10	3	13	
Kusini Pemba	0	0	0	0	0	0	0	0	0	0	0	0	0	0	
Kusini Unguja	0	0	0	0	0	0	0	0	0	0	0	0	0	0	
Mjini Magharibi	0	0	0	0	0	0	0	0	0	0	0	0	0	0	
Tanzania	36	27	85	76	9	136	201	0	0	118	138	375	451	826	

Table 2.19 (cont..) Number of Victims of Gender Based Violence against Children by Type of Offence and Police Region; Tanzania, January – December, 2025

Region	Other violence																							Total (Childrens)		
	Child Abandon		Child stealing		Human Trafficking		Child Desertion		Abduction		Escaping the Child		Family Desertion		Abortion	Impeding students		Early Marriage		Other violence		Total	M	F	Total	
	M	F	M	F	M	F	M	F	M	F	M	F	M	F	F	M	F	M	F	M	F	Total	M	F	Total	
Arusha	9	3	1	2	0	0	0	0	0	0	0	0	2	0	0	11	24	0	0	23	29	52	156	392	548	
Ilala	14	4	1	2	2	0	0	1	0	0	0	2	0	0	2	0	8	0	0	17	19	36	114	389	503	
Temeke	2	3	3	2	0	0	4	7	0	3	0	0	4	1	1	0	14	1	0	14	31	45	141	479	620	
Kinondoni	13	6	4	2	0	3	14	18	0	0	0	0	40	22	1	8	11	0	0	79	63	142	221	617	838	
Dodoma	3	1	2	1	0	2	1	6	0	13	2	3	4	7	0	8	45	0	0	20	78	98	113	533	646	
Geita	2	0	2	3	0	0	0	0	0	5	2	2	0	0	0	0	10	0	0	6	20	26	19	124	143	
Iringa	2	5	4	0	0	0	0	0	0	0	0	0	0	5	1	0	1	0	0	6	12	18	60	339	399	
Kagera	4	8	4	2	0	0	0	0	0	3	0	1	2	2	0	14	47	0	0	24	63	87	60	449	509	
Katavi	1	2	2	0	0	0	0	0	0	2	1	0	0	1	0	0	4	0	0	4	9	13	19	135	154	
Kigoma	2	2	0	1	0	0	0	0	0	17	0	0	0	4	0	0	15	0	1	2	40	42	78	354	432	
Kilimanjaro	7	9	0	0	0	0	0	0	0	5	2	7	17	25	0	15	20	0	0	41	66	107	127	385	512	
Lindi	1	0	2	0	0	0	0	0	0	11	0	0	2	1	0	0	1	0	0	5	13	18	30	153	183	
Manyara	2	3	5	2	0	0	1	1	0	2	0	0	13	6	1	19	45	0	0	40	60	100	105	360	465	
Mara	1	1	1	0	0	0	5	4	0	4	1	16	3	4	4	11	124	0	1	22	158	180	60	446	506	
Mbeya	7	4	1	2	0	0	4	9	0	6	0	2	14	27	2	4	27	0	0	30	79	109	85	502	587	
Morogoro	9	4	3	2	0	0	0	0	0	0	0	1	1	0	0	0	65	0	0	13	72	85	81	461	542	
Mtwara	4	0	0	1	0	0	2	1	0	19	0	0	1	3	0	0	18	0	0	7	42	49	62	270	332	
Mwanza	0	5	1	1	1	0	1	0	0	4	0	0	5	16	0	4	43	0	0	12	69	81	71	487	558	
Njombe	0	1	1	1	0	0	8	9	0	1	0	2	3	7	0	0	3	0	0	12	24	36	41	229	270	
Pwani	2	1	2	0	0	0	0	1	0	0	0	0	2	5	0	0	9	0	0	6	16	22	121	446	567	
Rufiji	0	0	0	0	0	0	0	1	0	1	0	0	0	0	0	0	0	1	0	0	0	3	3	27	323	350
Rukwa	2	1	0	0	0	0	1	2	0	9	0	1	0	0	0	0	3	0	0	3	16	19	48	157	205	
Ruvuma	1	0	1	2	1	0	1	5	0	0	0	0	0	0	1	0	5	0	0	4	13	17	26	166	192	
Shinyanga	1	2	5	1	0	0	0	6	0	1	0	2	0	2	0	5	48	0	2	11	64	75	43	303	346	
Simiyu	1	0	5	0	1	0	0	9	0	5	2	10	0	2	0	18	39	0	0	27	65	92	41	193	234	
Singida	0	0	0	0	0	0	3	3	0	0	0	0	6	4	1	0	38	0	0	9	46	55	50	228	278	
Songwe	2	3	1	1	0	0	1	0	0	0	0	4	0	3	0	0	9	2	1	6	21	27	39	277	316	
Tabora	0	1	2	1	0	0	2	4	0	0	0	8	10	2	1	1	15	0	2	15	34	49	104	351	455	
Tanga	1	2	0	0	0	0	1	1	0	7	0	4	1	8	0	0	14	0	0	3	36	39	94	538	632	
Tarime Rorya	0	1	3	1	1	0	0	0	0	1	0	6	1	3	0	1	28	0	0	6	40	46	31	210	241	
Marine	0	0	0	0	0	0	0	0	0	0	0	0	0	0	0	0	0	0	0	0	0	0	0	0	2	2
Railway	0	0	0	0	0	0	0	0	0	0	0	0	0	0	0	0	0	0	0	0	0	0	0	0	0	0
TAZARA	0	0	0	0	0	0	0	0	0	0	0	0	0	0	0	0	0	0	0	0	0	0	0	0	0	0
Airports	0	0	0	0	0	0	0	0	0	0	0	0	0	0	0	0	0	0	0	0	0	0	0	0	0	0
Ports Police	0	0	0	0	0	0	0	0	0	0	0	0	0	0	0	0	0	0	0	0	0	0	0	0	0	0
Kaskazini Pemba	0	0	0	0	0	0	0	0	0	0	0	5	0	0	0	2	3	0	0	2	8	10	14	92	106	
Kaskazini Unguja	0	2	0	1	0	0	0	0	0	0	0	0	0	0	0	0	12	0	0	0	15	15	15	120	135	
Kusini Pemba	0	0	0	0	0	0	0	0	0	0	0	0	0	0	0	6	22	0	0	6	22	28	21	92	113	
Kusini Unguja	2	1	0	0	0	0	0	0	0	0	0	1	0	0	0	0	6	0	0	2	8	10	10	130	140	
Mjini Magharibi	1	1	0	1	0	0	0	0	0	0	0	0	0	0	0	0	2	0	0	1	4	5	53	318	371	
Tanzania	96	76	56	32	6	5	49	88	0	119	10	77	131	160	15	127	779	3	7	478	1,358	1,836	2,380	11,050	13,430	

Source: Tanzania Police Force

2.6.3.2 Gender Based Violence against Adults

In the period of January to December, 2025 a total of 16,697, gender violence victims were reported at Police stations compared to 23,782 adult victims reported during the same period in 2024. This is a decrease of 7,085 victims equivalent to 29.8 percent.

In Tanzania Mainland, Police Regions with large number of reported victims are Dodoma (2,136), Arusha (2,106), Pwani (1,795), Temeke (1,581) and Tanga (1,031). Regions with small number of reported victims are Ruvuma (61), Njombe (118), Katavi (128), Rufiji (138) and Singida (150)

In Tanzania Zanzibar, Regions with large number of reported victims are Mjini Magharibi (36) and Kusini Unguja (30). Regions with small number of reported victims are Kaskazini Pemba and Kusini Pemba (10 each).

In Tanzania, the leading offences in terms of the number of victims were assault causing bodily harm (4,841), common assault (4,694) and Injury (2,324), (Table 2.20).

Table 2.20 Number of Victims of Gender Based Violence against Adults by Type of Offence and Police Region; Tanzania, January – December, 2025

Region	Sexual Violence									Emotion Violence					
	Rape		Unnatural Offence		Indicent Assault		Incest		Impregnating Student	Sexual Violence			Abusive Language		Total
	F	M	F	M	F	M	F	F	M	F	Total	M	F		
Arusha	23	4	0	0	55	0	0	0	4	78	82	257	280	537	
Ilala	9	1	0	3	20	0	1	0	4	30	34	15	77	92	
Temeke	17	1	2	13	88	0	0	1	14	108	122	110	211	321	
Kinondoni	40	10	3	9	76	0	0	1	19	120	139	20	48	68	
Dodoma	89	6	9	8	69	0	0	6	14	173	187	57	81	138	
Geita	10	0	0	0	9	0	0	3	0	22	22	17	23	40	
Iringa	12	6	1	2	9	0	0	0	8	22	30	3	11	14	
Kagera	14	0	0	0	13	0	1	2	0	30	30	23	51	74	
Katavi	12	0	0	0	12	0	0	1	0	25	25	0	0	0	
Kigoma	40	1	0	0	14	0	0	5	1	59	60	15	55	70	
Kilimanjaro	18	8	2	0	14	0	0	1	8	35	43	0	17	17	
Lindi	16	4	0	0	11	0	0	2	4	29	33	5	8	13	
Manyara	33	1	0	5	33	0	0	1	6	67	73	0	1	1	
Mara	34	2	3	14	15	0	0	2	16	54	70	0	4	4	
Mbeya	35	1	0	0	27	0	0	1	1	63	64	0	29	29	
Morogoro	54	4	0	3	46	0	3	0	7	103	110	25	16	41	
Mtwara	12	1	0	0	4	0	0	1	1	17	18	3	27	30	
Mwanza	7	0	0	12	60	0	0	3	12	70	82	10	42	52	
Njombe	15	1	1	0	11	0	0	0	1	27	28	0	5	5	
Pwani	21	0	3	4	60	0	0	0	4	84	88	143	86	229	
Rufiji	24	0	0	0	3	0	0	0	0	27	27	0	2	2	
Rukwa	23	0	0	0	11	0	0	0	0	34	34	19	62	81	
Ruvuma	21	2	0	0	2	0	0	4	2	27	29	0	1	1	
Shinyanga	25	0	0	0	13	0	0	2	0	40	40	6	17	23	
Simiyu	13	0	0	0	32	0	0	3	0	48	48	1	17	18	
Singida	7	0	2	2	14	0	1	7	2	31	33	0	3	3	
Songwe	17	0	0	2	19	0	0	1	2	37	39	0	0	0	
Tabora	26	6	2	3	10	6	0	3	15	41	56	17	45	62	
Tanga	43	12	2	6	36	0	2	11	18	94	112	44	89	133	
Tarime Rorya	9	0	0	1	5	0	0	0	1	14	15	3	3	6	
Marine	0	0	0	0	0	0	0	0	0	0	0	0	0	0	
Railway	0	0	0	0	0	0	0	0	0	0	0	0	0	0	
TAZARA	0	0	0	0	0	0	0	0	0	0	0	0	0	0	
Airports	0	0	0	0	0	0	0	0	0	0	0	0	0	0	
Ports Police	0	0	0	0	0	0	0	0	0	0	0	0	0	0	
Kaskazini Pemba	3	1	0	1	2	0	0	0	2	5	7	0	0	0	
Kaskazini Unguja	8	2	0	0	4	0	0	0	2	12	14	0	0	0	
Kusini Pemba	3	1	0	0	6	0	0	0	1	9	10	0	0	0	
Kusini Unguja	14	0	0	1	8	0	0	0	1	22	23	0	0	0	
Mjini Magharibi	18	2	2	1	13	0	0	0	3	33	36	0	0	0	
Tanzania	765	77	32	90	824	6	8	61	173	1,690	1,863	793	1,311	2,104	

Table 2.20 (cont..) Number of Victims of Gender Based Violence against Adults by Type of Offence and Police Region; Tanzania, January – December, 2025

Region	Physical Violence														Total
	Murder		Injury		Genital Mutilation	Common Assault		Killings of Old People		Assault causing Harm		Other Violence			
	M	F	M	F	F	M	F	M	F	M	F	M	F		
Arusha	0	9	335	212	0	235	130	0	1	348	187	918	539	1,457	
Ilala	0	0	56	28	0	22	81	0	0	40	136	118	245	363	
Temeke	1	1	56	136	0	110	308	0	0	163	355	330	800	1,130	
Kinondoni	4	2	9	10	0	4	65	0	0	2	32	19	109	128	
Dodoma	10	5	225	143	3	151	237	1	2	330	669	717	1059	1,776	
Geita	10	0	30	6	0	61	45	0	4	67	93	168	148	316	
Iringa	0	0	7	40	0	8	60	0	3	6	140	21	243	264	
Kagera	4	0	72	45	6	60	90	3	7	181	107	320	255	575	
Katavi	4	3	1	3	0	0	19	0	0	7	55	12	80	92	
Kigoma	0	1	23	53	0	120	410	1	7	12	73	156	544	700	
Kilimanjaro	0	0	2	8	0	3	91	0	1	2	41	7	141	148	
Lindi	0	1	0	3	1	18	36	0	1	11	96	29	138	167	
Manyara	1	0	0	6	0	1	9	0	1	9	52	11	68	79	
Mara	4	0	2	8	0	5	79	0	2	2	34	13	123	136	
Mbeya	0	0	0	7	0	0	45	0	5	3	130	3	187	190	
Morogoro	0	3	0	33	0	4	4	1	1	0	8	5	49	54	
Mtwara	4	3	3	40	0	6	93	0	2	2	47	15	185	200	
Mwanza	2	0	0	13	1	33	103	2	7	0	26	37	150	187	
Njombe	2	0	1	7	0	0	22	0	7	1	44	4	80	84	
Pwani	19	13	190	70	0	525	350	0	1	184	109	918	543	1,461	
Rufiji	2	0	7	6	0	18	60	0	0	8	3	35	69	104	
Rukwa	0	6	11	57	1	33	122	0	2	41	259	85	447	532	
Ruvuma	0	1	2	3	0	0	1	1	4	1	4	4	13	17	
Shinyanga	0	1	1	3	0	5	89	1	3	3	90	10	186	196	
Simiyu	0	2	5	16	0	19	28	0	5	3	61	27	112	139	
Singida	0	0	2	2	1	19	62	0	1	9	9	30	75	105	
Songwe	2	3	0	7	0	1	26	4	7	9	66	16	109	125	
Tabora	8	12	62	36	0	75	156	1	11	29	48	175	263	438	
Tanga	17	8	140	41	0	171	134	0	1	168	89	496	273	769	
Tarime Rorya	0	1	1	39	0	0	29	0	0	14	123	15	192	207	
Marine	0	0	0	0	0	0	0	0	0	0	0	0	0	0	
Railway	0	0	0	0	0	0	0	0	0	0	0	0	0	0	
TAZARA	0	0	0	0	0	0	0	0	0	0	0	0	0	0	
Airports	0	0	0	0	0	0	0	0	0	0	0	0	0	0	
Ports Police	0	0	0	0	0	0	0	0	0	0	0	0	0	0	
Kaskazini Pemba	0	0	0	0	0	0	3	0	0	0	0	0	3	3	
Kaskazini Unguja	0	0	0	0	0	0	0	0	0	0	0	0	0	0	
Kusini Pemba	0	0	0	0	0	0	0	0	0	0	0	0	0	0	
Kusini Unguja	6	1	0	0	0	0	0	0	0	0	0	6	1	7	
Mjini Magharibi	0	0	0	0	0	0	0	0	0	0	0	0	0	0	
Tanzania	100	76	1,243	1,081	13	1,707	2,987	15	86	1,655	3,186	4,720	7,429	12,149	

Table 2.20 (cont..) Number of Victims of Gender Based Violence against Adults by Type of Offence and Police Region; Tanzania, January – December, 2025

Region	Other violence																							Total Adults		
	Child Desertion		Child stealing		Human Trafficking		Child Abandon		Abduction		Escaping the child		Family Desertion		Abortion	Impeding students		Early marriage		Other violence			M	F	Total	
	M	F	M	F	M	F	M	F	M	F	M	F	M	F	F	M	F	M	F	M	F	Total	M	F	Total	
Arusha	0	0	0	0	0	0	0	0	0	0	0	0	16	14	0	0	0	0	0	16	14	30	1,195	911	2,106	
Ilala	0	0	0	0	0	0	0	0	0	0	0	0	0	0	0	0	0	0	0	0	0	0	137	352	489	
Temeke	0	0	0	0	0	0	0	0	0	0	0	0	3	5	0	0	0	0	0	3	5	8	457	1124	1,581	
Kinondoni	0	0	0	0	0	0	0	0	0	0	0	0	10	4	0	0	0	0	0	10	4	14	68	281	349	
Dodoma	0	0	0	0	0	0	0	0	0	0	0	0	9	19	2	0	5	0	0	9	26	35	797	1,339	2,136	
Geita	0	0	0	0	0	0	0	0	0	0	0	0	7	33	0	0	2	0	0	7	35	42	192	228	420	
Iringa	0	0	0	0	0	0	0	0	0	0	0	0	0	29	0	0	0	0	0	0	29	29	32	305	337	
Kagera	0	0	0	0	0	0	0	0	0	0	0	0	6	11	1	0	0	0	0	6	12	18	349	348	697	
Katavi	0	0	0	0	0	0	0	0	0	0	0	0	0	11	0	0	0	0	0	0	11	11	12	116	128	
Kigoma	0	0	0	0	0	0	0	0	0	0	0	0	5	30	1	0	0	0	0	5	31	36	177	689	866	
Kilimanjaro	0	0	0	0	0	0	0	0	0	0	0	0	5	9	0	0	0	0	0	5	9	14	20	202	222	
Lindi	0	0	0	0	0	0	0	0	0	0	0	0	3	6	1	0	0	0	0	3	7	10	41	182	223	
Manyara	0	0	0	0	0	0	0	0	0	0	0	0	9	17	0	0	0	0	0	9	17	26	26	153	179	
Mara	0	0	0	0	0	0	0	0	0	0	0	0	7	22	0	0	0	0	0	7	22	29	36	203	239	
Mbeya	0	0	0	0	0	0	0	0	0	0	0	0	5	23	5	0	0	0	0	5	28	33	9	307	316	
Morogoro	0	0	0	0	0	0	0	0	0	0	0	0	0	3	0	0	0	0	0	0	3	3	37	171	208	
Mtwara	0	0	0	0	0	0	0	0	0	0	0	0	4	1	0	0	1	0	0	4	2	6	23	231	254	
Mwanza	0	0	0	0	0	0	0	0	0	0	0	0	18	21	0	0	0	0	0	18	21	39	77	283	360	
Njombe	0	0	0	0	0	0	0	0	0	0	0	0	0	0	0	1	0	0	0	1	0	1	6	112	118	
Pwani	0	0	0	0	0	0	0	0	0	0	0	0	7	10	0	0	0	0	0	7	10	17	1,072	723	1,795	
Rufiji	0	0	0	0	0	0	0	0	0	0	0	0	3	2	0	0	0	0	0	3	2	5	38	100	138	
Rukwa	0	0	0	0	0	0	0	0	0	0	0	0	13	46	0	0	0	0	0	13	46	59	117	589	706	
Ruvuma	0	0	0	0	0	0	0	0	0	0	0	0	1	13	0	0	0	0	0	1	13	14	7	54	61	
Shinyanga	0	0	0	0	0	0	0	0	0	0	0	0	0	18	0	4	0	0	0	4	18	22	20	261	281	
Simiyu	0	0	0	0	0	0	0	0	0	0	0	0	2	5	1	0	0	0	0	2	6	8	30	183	213	
Singida	0	0	0	0	0	0	0	0	0	0	0	0	6	2	1	0	0	0	0	6	3	9	38	112	150	
Songwe	0	0	0	0	0	1	0	0	0	0	0	0	2	10	0	0	2	0	0	2	13	15	20	159	179	
Tabora	0	0	0	0	0	0	0	0	0	0	0	0	5	21	0	0	0	0	0	5	21	26	212	370	582	
Tanga	0	0	0	0	0	0	0	0	0	0	0	0	9	7	0	0	1	0	0	9	8	17	567	464	1,031	
Tarime Rorya	0	0	0	0	0	0	0	0	0	0	0	0	2	2	0	0	1	0	0	2	3	5	21	212	233	
Marine	0	0	0	0	0	0	0	0	0	0	0	0	0	0	0	0	0	0	0	0	0	0	0	0	0	0
Railway	0	0	0	0	0	0	0	0	0	0	0	0	0	0	0	0	0	0	0	0	0	0	0	0	0	0
TAZARA	0	0	0	0	0	0	0	0	0	0	0	0	0	0	0	0	0	0	0	0	0	0	0	0	0	0
Airports	0	0	0	0	0	0	0	0	0	0	0	0	0	0	0	0	0	0	0	0	0	0	0	0	0	0
Ports Police	0	0	0	0	0	0	0	0	0	0	0	0	0	0	0	0	0	0	0	0	0	0	0	0	0	0
Kaskazini Pemba	0	0	0	0	0	0	0	0	0	0	0	0	0	0	0	0	0	0	0	0	0	0	2	8	10	
Kaskazini Unguja	0	0	0	0	0	0	0	0	0	0	0	0	0	0	0	0	0	0	0	0	0	0	2	12	14	
Kusini Pemba	0	0	0	0	0	0	0	0	0	0	0	0	0	0	0	0	0	0	0	0	0	0	1	9	10	
Kusini Unguja	0	0	0	0	0	0	0	0	0	0	0	0	0	0	0	0	0	0	0	0	0	0	7	23	30	
Mjini Magharibi	0	0	0	0	0	0	0	0	0	0	0	0	0	0	0	0	0	0	0	0	0	0	3	33	36	
Tanzania	0	0	0	0	0	1	0	0	0	0	0	0	157	394	12	5	12	0	0	162	419	581	5,848	10,849	16,697	

Source: Tanzania Police Force

2.6.4 Illegal Immigrants

Illegal immigrants are the offences caused by civil wars, political instability and economic hardship, which occur in some countries. This has led to an increase of illegal immigrants in our country. The Tanzania Police Force in collaboration with the Department of Immigration and other stakeholders continued to deal with this challenge. Most of illegal immigrants come from neighboring countries. However, there are also some immigrants from other foreign countries such as Yemen, Pakistan and India.

Regions with large numbers of reported immigrants in 2025 are Kigoma (1,407), Kagera (655), Geita (400), Tabora (107) and Pwani (101). Statistics shows that majority of illegal immigrants come from Burundi (2,581), Rwanda (233), Ethiopia (202), DRC (85) and Kenya (79). A total of 1,082 offences and 3,334 suspects of illegal immigration were reported in 2025, (Table 2.21).

Table 2.21 Number of Cases and Number of Illegal Immigrants by Sex, Nationality, and Police Region; Tanzania, January – December, 2025

Police Region	Number of Cases	Nationality																			
		Somalia		Pakistan		Ethiopia		Kenyan		Rundis		DRC		Congo brazavile		Rwandis		Zambian		Indian	
		M	F	M	F	M	F	M	F	M	F	M	F	M	F	M	F	M	F	M	F
Arusha	0	0	0	0	0	0	0	0	0	0	0	0	0	0	0	0	0	0	0	0	0
Ilala	7	0	0	0	0	0	0	0	0	10	0	0	0	0	0	0	0	0	0	0	0
Temeke	9	0	0	0	0	0	0	2	0	9	4	5	1	0	0	3	6	0	0	0	0
Kinondoni	7	0	0	0	0	5	0	0	0	2	0	0	0	0	0	0	0	2	0	0	0
Dodoma	0	0	0	0	0	0	0	0	0	0	0	0	0	0	0	0	0	0	0	0	0
Geita	64	0	0	0	0	0	0	0	0	283	36	0	0	0	0	72	9	0	0	0	0
Iringa	22	0	0	0	0	6	0	2	0	3	0	5	0	0	0	0	1	1	0	0	0
Kagera	201	0	0	1	0	0	0	1	0	569	56	4	0	0	0	8	2	0	0	0	0
Katavi	0	0	0	0	0	0	0	0	0	0	0	0	0	0	0	0	0	0	0	0	0
Kigoma	537	0	0	0	0	0	0	0	0	1,207	109	15	2	0	0	63	11	0	0	0	0
Kilimanjaro	22	0	0	0	0	24	3	15	0	2	0	1	0	1	0	0	0	2	0	1	0
Lindi	7	0	0	0	0	0	0	1	0	6	0	2	0	17	33	6	0	0	0	0	0
Mara	0	0	0	0	0	0	0	0	0	0	0	0	0	0	0	0	0	0	0	0	0
Manyara	2	0	0	0	0	0	0	1	0	0	1	0	0	0	0	0	0	0	0	0	0
Mbeya	9	0	0	0	0	47	0	0	0	5	0	1	0	0	0	0	0	0	0	0	0
Morogoro	9	0	0	0	0	6	0	0	0	13	0	1	0	0	0	1	0	0	0	0	0
Mtwara	0	0	0	0	0	0	0	0	0	0	0	0	0	0	0	0	0	0	0	0	0
Mwanza	7	0	0	0	0	0	0	0	0	7	0	0	0	0	0	0	0	0	0	0	0
Njombe	6	0	0	0	0	0	0	0	0	0	0	0	0	0	0	0	0	0	0	0	0
Pwani	22	8	0	0	0	26	1	1	0	23	0	30	9	2	0	0	1	0	0	0	0
Rufiji	0	0	0	0	0	0	0	0	0	0	0	0	0	0	0	0	0	0	0	0	0
Rukwa	1	0	0	0	0	0	0	0	0	0	0	0	0	0	0	0	0	0	0	0	0
Ruvuma	1	0	0	0	0	0	0	0	0	0	0	0	0	0	0	1	1	0	0	0	0
Shinyanga	18	0	0	0	0	0	0	0	0	87	5	0	0	0	0	2	1	0	0	0	0
Simiyu	0	0	0	0	0	0	0	0	0	0	0	0	0	0	0	0	0	0	0	0	0
Singida	4	0	0	0	0	0	0	1	0	0	1	0	0	0	0	28	15	0	0	0	0
Songwe	10	9	0	0	0	9	0	0	0	0	0	0	0	0	0	0	0	0	0	0	0
Tabora	41	0	0	0	0	0	0	1	0	100	1	0	0	0	0	0	0	0	0	0	0
Tanga	38	0	0	0	0	40	0	23	3	1	0	2	1	0	0	1	0	0	0	0	0
Tarime Rorya	19	0	0	0	0	35	0	3	12	1	0	0	0	0	0	1	0	0	0	0	0
Marine	3	0	0	0	0	0	0	12	0	0	0	4	0	0	0	0	0	0	0	0	0
Railway	13	0	0	0	0	0	0	0	0	40	0	0	0	0	0	0	0	0	0	0	0
TAZARA	0	0	0	0	0	0	0	0	0	0	0	0	0	0	0	0	0	0	0	0	0
Airports	0	0	0	0	0	0	0	0	0	0	0	0	0	0	0	0	0	0	0	0	0
Ports Police	2	0	0	0	0	0	0	0	0	0	0	0	2	0	0	0	0	0	0	0	0
Kaskazini pemba	0	0	0	0	0	0	0	0	0	0	0	0	0	0	0	0	0	0	0	0	0
Kaskazini unguja	0	0	0	0	0	0	0	0	0	0	0	0	0	0	0	0	0	0	0	0	0
Kusini pemba	0	0	0	0	0	0	0	0	0	0	0	0	0	0	0	0	0	0	0	0	0
Kusini unguja	0	0	0	0	0	0	0	0	0	0	0	0	0	0	0	0	0	0	0	0	0
Mjini magharibi	1	0	0	0	0	0	0	1	0	0	0	0	0	0	0	0	0	0	0	0	0
Total	1,082	17	0	1	0	198	4	64	15	2,368	213	70	15	20	33	186	47	5	0	1	0

Table 2.21 (continue) Number of Cases and Number of Illegal Immigrants by Sex, Nationality and Police Region; Tanzania, January – December, 2025

Region	Nationality														Number of Arrested	
	Mozambique		Ugandan		Zimbabwe		Yemen		Malawi		Comoro		Nigeria		M	F
	M	F	M	F	M	F	M	F	M	F	M	F	M	F	M	F
Arusha	0	0	0	0	0	0	0	0	0	0	0	0	0	0	0	0
Ilala	0	0	0	0	0	0	0	0	0	0	0	0	1	0	11	0
Temeke	0	0	0	0	0	0	0	0	3	0	0	0	0	0	22	11
Kinondoni	0	0	0	0	0	0	0	0	0	0	2	0	0	0	11	0
Dodoma	0	0	0	0	0	0	0	0	0	0	0	0	0	0	0	0
Geita	0	0	0	0	0	0	0	0	0	0	0	0	0	0	355	45
Iringa	0	0	0	0	0	0	0	0	4	4	0	0	0	0	21	5
Kagera	0	0	12	2	0	0	0	0	0	0	0	0	0	0	595	60
Katavi	0	0	0	0	0	0	0	0	0	0	0	0	0	0	0	0
Kigoma	0	0	0	0	0	0	0	0	0	0	0	0	0	0	1,285	122
Kilimanjaro	0	0	1	2	0	0	0	0	0	0	0	0	0	0	47	5
Lindi	2	0	0	0	0	0	0	0	0	0	0	0	0	0	34	33
Mara	0	0	0	0	0	0	0	0	0	0	0	0	0	0	0	0
Manyara	0	0	0	0	0	0	0	0	0	0	0	0	0	0	1	1
Mbeya	0	0	0	0	0	0	0	0	3	0	0	0	0	0	56	0
Morogoro	0	0	0	0	0	0	0	0	0	0	0	0	0	0	21	0
Mtwara	0	0	0	0	0	0	0	0	0	0	0	0	0	0	0	0
Mwanza	0	0	0	0	0	0	0	0	0	0	0	0	0	0	7	0
Njombe	0	0	0	0	0	0	0	0	16	0	0	0	0	0	16	0
Pwani	0	0	0	0	0	0	0	0	0	0	0	0	0	0	90	11
Rufiji	0	0	0	0	0	0	0	0	0	0	0	0	0	0	0	0
Rukwa	0	0	0	0	0	0	0	0	0	7	0	0	0	0	0	7
Ruvuma	0	0	0	0	0	0	0	0	0	0	0	0	0	0	1	1
Shinyanga	0	0	0	0	0	0	0	0	0	0	0	0	0	0	89	6
Simiyu	0	0	0	0	0	0	0	0	0	0	0	0	0	0	0	0
Singida	0	0	0	0	0	0	0	0	0	0	0	0	0	0	29	16
Songwe	0	0	0	0	0	0	0	0	0	0	0	0	0	0	18	0
Tabora	0	0	4	1	0	0	0	0	0	0	0	0	0	0	105	2
Tanga	0	0	1	0	0	0	7	5	0	0	0	0	0	0	75	9
Tarime Rorya	0	0	0	0	0	0	0	0	0	0	0	0	0	0	40	12
Marine	0	0	0	0	0	0	0	0	0	0	0	0	0	0	16	0
Railway	0	0	0	0	0	0	0	0	0	0	0	0	0	0	40	0
TAZARA	0	0	0	0	0	0	0	0	0	0	0	0	0	0	0	0
Airports	0	0	0	0	0	0	0	0	0	0	0	0	0	0	0	0
Ports Police	0	0	0	0	0	0	0	0	0	0	0	0	0	0	0	2
Kaskazini pemba	0	0	0	0	0	0	0	0	0	0	0	0	0	0	0	0
Kaskazini unguja	0	0	0	0	0	0	0	0	0	0	0	0	0	0	0	0
Kusini pemba	0	0	0	0	0	0	0	0	0	0	0	0	0	0	0	0
Kusini unguja	0	0	0	0	0	0	0	0	0	0	0	0	0	0	0	0
Mjini magharibi	0	0	0	0	0	0	0	0	0	0	0	0	0	0	1	0
Total	2	0	18	5	0	0	7	5	26	11	2	0	1	0	2,986	348

Source: Tanzania Police Force

2.6.5 Cyber Crimes

Cybercrime is any illegal activity that involves electronic devices, such as mobile phone and computer in the completion of offences. Such offences include, cyber bullying, illegal interception, Computer related fraud, publication of false information, and Unsolicited messages.

From January to December, 2025, a total of 1,464 offences were reported compared to 1,281 offences of the same period in 2024. This is an increase of 183 offences equivalent to 14.3 percent, (Table 2.22).

Table 2.22 Number, Difference and Percentage Change of Cyber Criminal Offences by Type, Tanzania, January – December, 2025

Offence	2024	2025	Difference	Percent Change
Cyber bullying	453	213	-240	-53.0
Publication of false information	28	81	53	189.3
Unsolicited messages	37	77	40	108.1
Child pornography	38	3	-35	-92.1
Pornography	33	43	10	30.3
Racist and xenophobic material	26	3	-23	-88.5
Racist and xenophobic motivated insult	166	53	-113	-68.1
Illegal interception	160	210	50	31.3
Computer related fraud	137	408	271	197.8
Illegal data interference	22	112	90	409.1
Illegal device	19	17	-2	-10.5
Disclosure of details of an investigation	0	7	7	100.0
Identity related crimes	25	30	5	20.0
Genocide and crimes against humanity	0	0	0	0.0
Data espionage	0	0	0	0.0
Offence relating to critical information infrastructure	2	49	47	2,350.0
Conspiracy to commit offence	2	3	1	50.0
Obstruction of investigation	0	9	9	100.0
Attempt to Commit crime	0	4	4	100.0
Illegal system interference	20	79	59	295.0
Violation of intellectual property rights	0	3	3	100.0
Remaining in the system illegally	0	8	8	100.0
Computer related forgery	113	52	-61	-54.0
Total	1,281	1,464	183	14.3

Source: Tanzania Police Force

2.6.6 Financial Transaction Fraud

These are incidents that involve citizens being scammed using mobile networks, transferring money from banks or withdrawing money using ATM's. In the period of January to December 2025, a total of 3,424 offences were reported compared to 4,091 offences reported in 2024. This is a decrease of 667 offences equivalent to 16.3 percent. A total of Tshs 4,778,550,573 were scamed and 356 suspects were arrested, (Table 2.23).

Table 2.23 Number of Mobile Crime offences and Financial Services by Type of Offences and Police Region; Tanzania, January – December, 2025

Region	Number of Cases				Suspects		Value	
	Transferring Money From Bank	ATM	Financial Transaction by mobile phone	Others	M	F	Stolen	Recovered
Arusha	25	4	155	36	21	3	137,018,010	44,195,000
Ilala	21	5	182	0	49	4	256,849,870	8,300,000
Temeke	59	50	693	6	116	16	511,991,744	179,589,100
Kinondoni	12	0	451	5	15	0	202,366,569	12,334,000
Dodoma	60	5	244	16	2	2	284,543,726	0
Geita	5	0	62	0	22	10	66,360,302	2,450,000
Iringa	1	0	2	0	0	0	9,294,000	0
Kagera	0	0	3	0	0	0	43,477,000	0
Katavi	4	0	9	0	0	0	6,253,000	0
Kigoma	0	0	0	0	0	0	0	0
Kilimanjaro	8	3	87	4	0	0	290,150,399	0
Lindi	0	0	0	0	0	0	0	0
Mara	4	0	53	4	0	0	26,825,300	0
Manyara	0	0	2	0	0	1	20,777,713	0
Mbeya	0	0	3	0	0	0	7,000,000	0
Morogoro	18	0	70	0	12	7	139,261,023	0
Mtwara	9	4	27	0	0	0	58,065,893	0
Mwanza	9	5	145	1	16	0	618,651,794	9,900,000
Njombe	10	1	24	0	0	0	108,202,170	0
Pwani	43	2	219	0	1	0	471,706,620	0
Rufiji	4	0	31	20	0	0	39,587,000	1,000,000
Rukwa	4	1	29	1	1	0	215,387,014	0
Ruvuma	0	0	0	0	0	0	0	0
Shinyanga	4	0	68	0	9	5	146,963,809	200,000
Simiyu	1	0	36	2	6	0	40,899,000	900,000
Singida	0	0	0	0	0	0	7,935,000	3,118,000
Songwe	0	0	8	0	0	0	10,780,000	0
Tabora	17	4	76	9	11	0	326,465,837	60,000
Tanga	18	3	154	5	7	0	505,074,606	10,325,000
Tarime Rorya	0	0	0	0	0	0	0	0
Marine	0	0	0	0	0	0	0	0
Railway	0	0	0	0	0	0	0	0
TAZARA	0	0	0	0	0	0	0	0
Airports	0	0	0	0	0	0	0	0
Ports Police	0	0	0	0	0	0	0	0
Kaskazini Pemba	0	0	4	0	4	0	0	0
Kaskazini Unguja	0	0	10	0	1	0	3,636,000	0
Kusini Pemba	0	0	10	0	8	0	33,430,000	16,600,000
Kusini Unguja	0	0	14	0	1	0	75,982,000	0
Mjini Magharibi	0	0	21	0	6	0	113,615,174	0
Total	336	87	2,892	109	308	48	4,778,550,573	288,971,100

Source: Tanzania Police Force

2.6.7 Extrajudicial Incidents

These are incidents committed by a group of people with common intention to attack a person or people believed to have committed a crime, causing death or injury. In combating these offences, the Police Force continues to educate the public on impacts of non-compliance with the Rule of Law. From January to December, 2025, a total of 321 persons were extra-judicially killed compared with 405 persons killed during the same period in 2024. This is a decrease of 84 persons, equivalent to 20.7 percent, (Table 2.24).

Table 2.24 Number of Extrajudicial Killings by Police Region; Tanzania, 2016 - 2025

Region	2016	2017	2018	2019	2020	2021	2022	2023	2024	2025
Arusha	11	10	15	12	4	6	3	9	11	4
Ilala	48	55	40	29	23	37	31	9	7	7
Temeke	58	70	39	35	13	17	31	8	4	3
Kinondoni	100	89	37	55	53	39	12	7	12	11
Dodoma	23	29	11	15	19	32	27	35	37	1
Geita	72	40	58	45	6	6	24	38	16	6
Iringa	8	4	3	7	6	9	9	6	5	22
Kagera	40	39	32	20	18	17	27	30	31	10
Katavi	15	15	24	25	11	7	11	12	10	18
Kigoma	48	35	20	26	12	16	16	18	12	5
Kilimanjaro	10	14	19	16	16	19	23	11	8	2
Lindi	7	13	14	10	17	19	18	21	18	8
Mara	44	52	22	13	12	10	17	15	7	4
Manyara	5	8	11	13	2	12	4	5	4	5
Mbeya	51	74	43	44	27	6	24	29	20	23
Morogoro	52	35	30	21	25	13	9	15	13	12
Mtwara	15	9	20	20	10	6	22	17	8	13
Mwanza	69	84	75	87	31	30	37	19	16	23
Njombe	24	11	14	20	15	9	14	11	10	9
Pwani	44	29	27	20	15	16	14	15	6	14
Rufiji	0	8	10	5	8	13	7	1	2	1
Rukwa	14	16	7	14	10	8	10	3	7	7
Ruvuma	11	9	23	21	4	22	19	15	18	9
Shinyanga	30	30	32	26	16	23	12	15	13	8
Simiyu	8	10	5	6	3	10	15	4	5	8
Singida	11	10	16	8	6	6	7	7	11	22
Songwe	6	8	7	10	9	1	16	13	14	2
Tabora	37	38	29	13	18	8	13	6	11	4
Tanga	21	38	25	40	14	19	20	23	17	20
Tarime Rorya	9	9	1	4	5	10	5	14	9	9
Marine	0	0	0		0	0	0	0	0	0
Railway	0	0	0	0	0	0	0	0	0	0
TAZARA	0	0	0	0	0	0	0	0	0	0
Airports	0	0	0	0	0	0	0	0	0	0
Ports Police	0	0	0	0	0	0	0	0	0	0
Tanzania Mainland	891	891	709	680	428	446	497	431	362	290
Kaskazini Pemba	1	0	0	1	1	1	1	1	7	0
Kaskazini Unguja	1	0	2	1	3	7	3	2	12	2
Kusini Pemba	1	3	2	2	1	1	2	2	1	2
Kusini Unguja	2	5	0	1	0	6	0	2	4	0
Mjini Magharibi	16	18	8	12	10	12	12	23	19	8
Tanzania Zanzibar	21	26	12	17	15	27	18	30	43	12
Tanzania	912	917	721	697	443	473	515	461	405	302

Source: Tanzania Police Force

CHAPTER THREE

ROAD SAFETY

3.0 Introduction

Despite a decrease of Road Traffic incidents by 22.4 percent, still the road safety in the country is improving regardless of an increased number of motor vehicles involved in the accidents. This is due to the effective implementation of the Tanzania Police Force traffic division road safety strategies in the country, including the implementation of the UN Decade of Action for Road Safety 2021-2030 with the explicit target to reduce road traffic deaths and injuries for at least 50 percent by 2030.

To achieve this, the Tanzania Police Force through Traffic Police division in collaboration with other stakeholders is focused on conducting various operations to control occurrence of dangerous traffic offences that result in deaths, injuries and damages to property and infrastructure. These continuous operations go together with the provision of road safety education for all road users. These road users include drivers, motorcyclists, pedestrians, cyclists, cart pushers, cart drivers, students, people with disabilities and motor vehicle passengers. Some of the offences that contribute to road accidents are over speeding, wrong overtaking, defective motor vehicles, poor road infrastructure, careless driving and ignoring other road users.

3.1 Trend of Traffic Incidents

Accidents caused by means of transport often lead to death, injury, loss and damage to property and infrastructures. For the period of January to December, 2025, road traffic accidents decreased by 22.4 percent from 1,735 reported in 2024 to 1,347 accidents in 2025. Fatal accidents were 911 in 2025 compared to 1,170 fatal accidents reported in 2024. This is a decrease of 259 accidents equivalent to 22.1 percent.

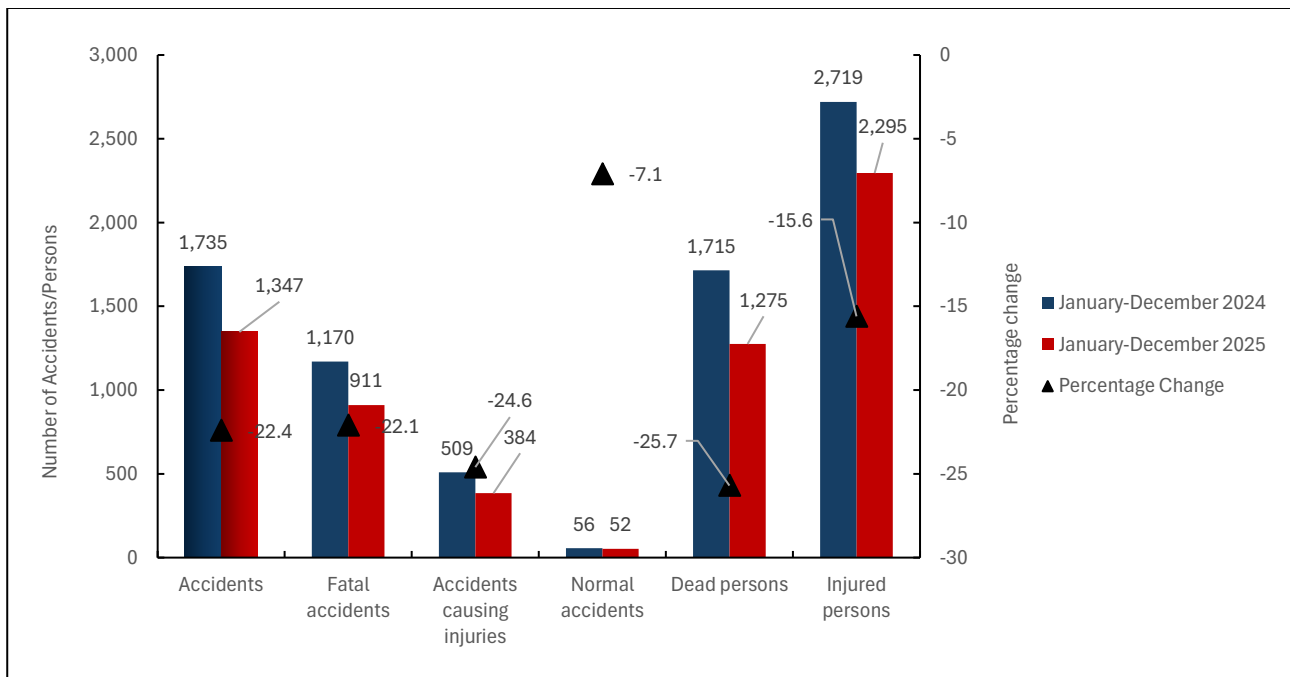
For the period of January to December, 2025 a total of 1,275 persons died in road accidents compared to 1,715 persons who died in the same period 2024. This is a decrease of 440 died persons equivalent to 25.7 percent. A total of 2,295 persons were injured in the period of January to December, 2025 compared to 2,719 injured persons in the same period 2024. This is a decrease of 424 injured persons (15.6%), (Table 3.1 and Figure 3.1).

Table 3.1 Number, Difference and Percentage Change of Road Traffic Accidents, Deaths and Injured Persons; Tanzania, January – December, 2025

Incident	2024	2025	Difference	Change (percent)
Accidents	1,735	1,347	-388	-22.4
Fatal accidents	1,170	911	-259	-22.1
Accidents causing injuries	509	384	-125	-24.6
Normal Accidents	56	52	-4	-7.1
Dead persons	1,715	1,275	-440	-25.7
Injured Persons	2,719	2,295	-424	-15.6

Source: Tanzania Police Force

Figure 3.1 Number and Percentage Change of Road Traffic Accidents, Deaths and Injured Persons; Tanzania, January – December, 2025



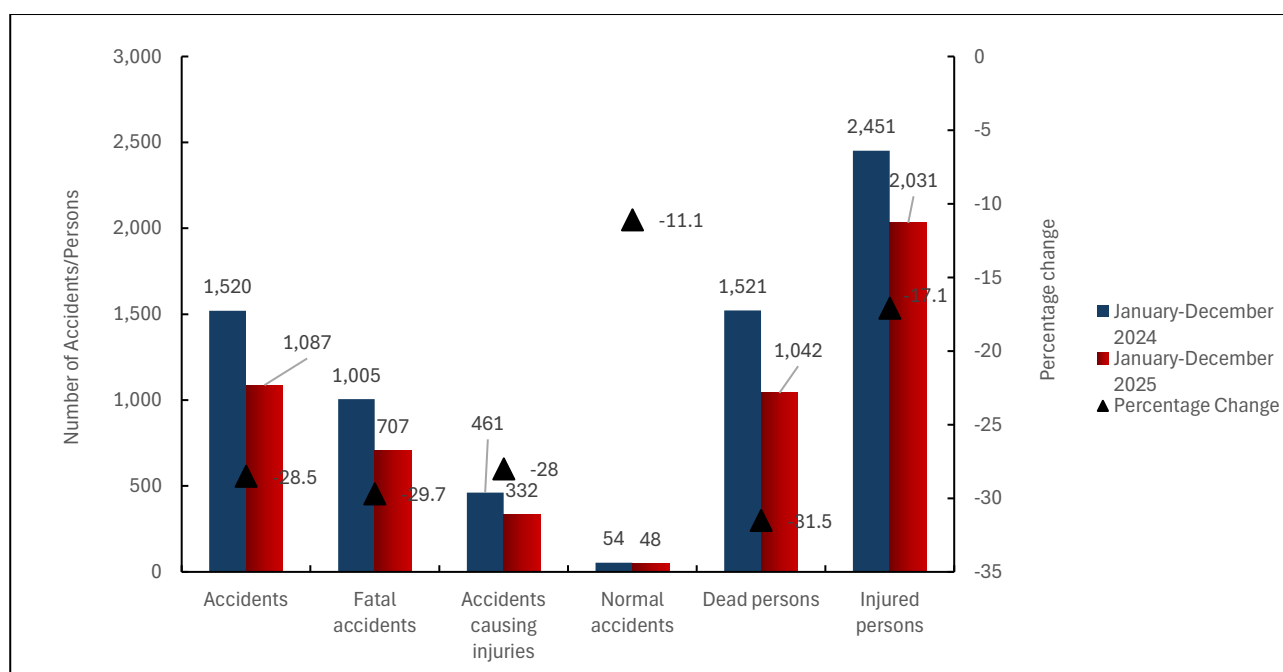
In Tanzania Mainland a total of 1,087 road accidents were reported in the period of January to December 2025 compared to 1,520 accidents reported during the same period in 2024. This is a decrease of 433 accidents equivalent to 28.5 percent. Likewise, a total of 707 accidents caused deaths compared to 1,005 accidents that caused deaths in 2024. This is a decrease of 298 fatal accidents, equivalent to 29.7 percent (Table 3.2 and Figure 3.2).

Table 3.2 Number, Difference and Percentage Change of Road Traffic Accidents, Deaths and Injured Persons; Tanzania Mainland, January – December, 2025

Incident	2024	2025	Difference	Change (percent)
Accidents	1,520	1,087	-433	-28.5
Fatal accidents	1,005	707	-298	-29.7
Accidents causing injuries	461	332	-129	-28.0
Normal accidents	54	48	-6	-11.1
Dead persons	1,521	1,042	-479	-31.5
Injured persons	2,451	2,031	-420	-17.1

Source: Tanzania Police Force

Figure 3.2 Number and Percentage Change of Road Traffic Accidents, Deaths and Injured Persons; Tanzania Mainland, January – December, 2025



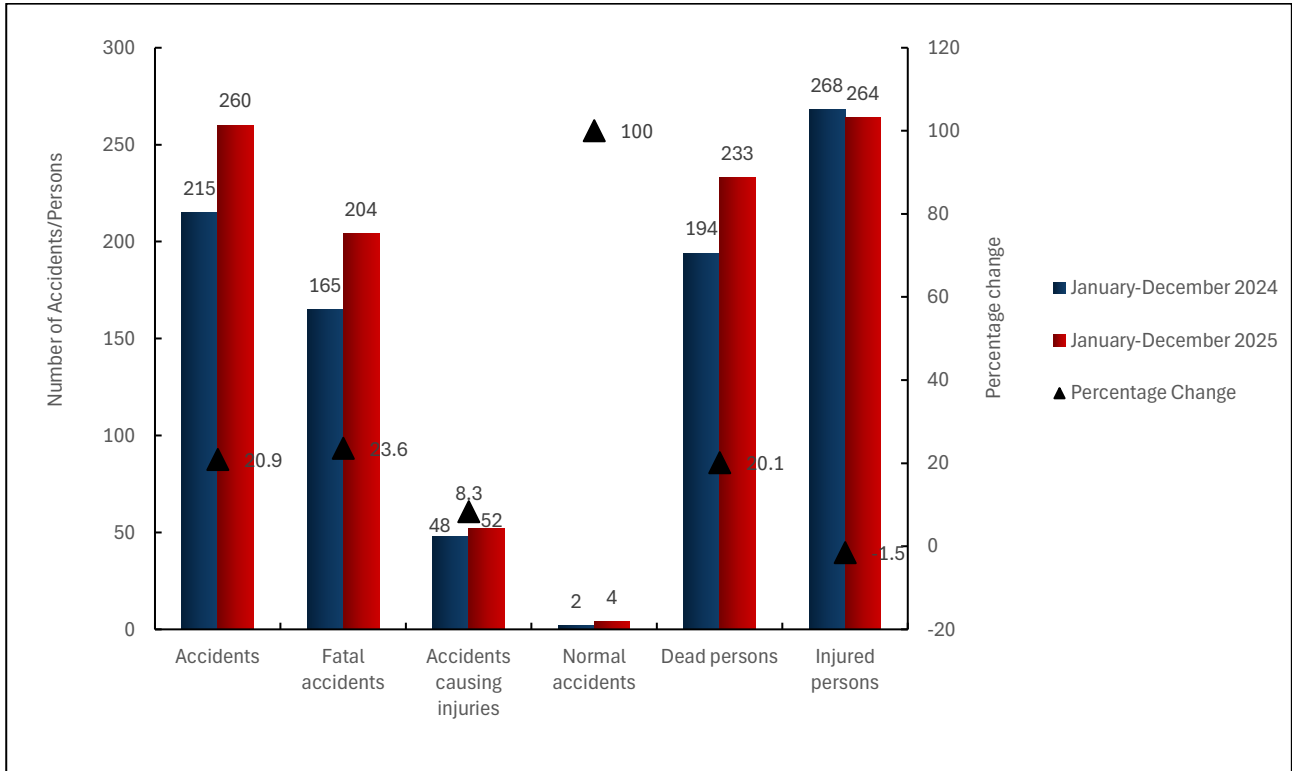
On the other hand, a total of 260 road accidents were reported in Tanzania Zanzibar in the period of January to December 2025, compared to 215 accidents reported during the same period in 2024. This is an increase of 45 accidents equivalent to 20.9 percent. During that period 204 accidents caused deaths compared to 165 accidents that caused deaths in 2024. This is an increase of 39 accidents equivalent to 23.6 percent, (Table 3.3 and Figure 3.3).

Table 3.3 Number, Difference and Percentage Change of Road Traffic Accidents, Deaths and Injured Persons; Tanzania Zanzibar, January – December, 2025

Incident	2024	2025	Difference	Change (percent)
Accidents	215	260	45	20.9
Fatal accidents	165	204	39	23.6
Accidents causing injuries	48	52	4	8.3
Normal accidents	2	4	2	100.0
Dead persons	194	233	39	20.1
Injured persons	268	264	-4	-1.5

Source: Tanzania Police Force

Figure 3.3 Number and Percent Change of Road Traffic Accidents, Deaths and Injured Persons; Tanzania Zanzibar, January – December, 2025



3.2 Road Safety Operations

In the period of January to December 2025, the Traffic Police division carried out various operations in order to combat traffic offences by strengthening patrols on main roads. These operations include conducting inspection of all Passengers buses and other vehicles at all regional and district bus stands before starting their journey and controlling the speed of vehicles. To achieve these operations the Traffic Police division used various systems including the Vehicle Trucking System (VTS), speed control and log book inspections.

For the year 2025, a total of 1,360 driver’s licences were suspended due to different reasons. A total of 1,803 drivers were arraigned to court, 3,091,858 drivers were fined and 821,511 drivers were warned. A total of 3,174,724 minor offences were reported from January to December, 2025 compared to 3,104,501 minor offences reported in the same period 2024. This is an increase of 70,223 minor offences (2.3%). This is due to an increase of road safety operations to manage and fine to drivers who violate various laws and regulations.

Regions with large number of minor traffic offences in Tanzania Mainland, during the period of January to December 2025, were Ilala (356,305), Kinondoni (300,368), Temeke (215,102), Pwani

(189,432) and Morogoro (177,859). Regions with small number of minor traffic offences were Katavi (32,454), Simiyu (38,236), Songwe (40,625), Mara (41,299) and Rufiji (43,091).

In Tanzania Zanzibar, the region with the largest number of minor traffic offences was Mjini Magharibi (36,480) followed by Kaskazini Unguja (16,530) and the regions with the smallest number of offences were Kaskazini Pemba (1,895) and Kusini Pemba (2,390), (Table 3.4).

Table 3.4 Number of Traffic Offences, Number of Deaths and Injured Persons by Police Region; Tanzania, January - December, 2025

Region	Total Offence	Minor Offence	Road Accidents				Dead Persons		Injured Persons	
			Total	Fatal	Injured	Normal	M	F	M	F
Arusha	122,726	122,693	33	25	8	0	24	11	31	20
Ilala	356,340	356,305	35	11	24	0	9	3	47	15
Temeke	215,154	215,102	52	26	22	4	25	8	48	14
Kinondoni	300,514	300,368	146	84	48	14	76	26	108	56
Dodoma	85,300	85,241	59	59	0	0	36	17	87	41
Geita	93,817	93,792	25	20	5	0	23	7	25	10
Iringa	106,989	106,951	38	17	20	1	20	12	56	28
Kagera	70,042	70,009	33	23	10	0	22	6	55	4
Katavi	32,467	32,454	13	12	1	0	11	2	6	3
Kigoma	76,097	76,044	53	30	21	2	26	8	65	29
Kilimanjaro	77,610	77,568	42	16	24	2	45	32	133	112
Lindi	57,999	57,960	39	32	7	0	31	10	37	10
Mara	41,319	41,299	20	14	6	0	12	4	24	7
Manyara	108,926	108,904	22	13	6	3	14	4	15	8
Mbeya	143,915	143,884	31	22	7	2	35	21	52	26
Morogoro	177,902	177,859	43	35	8	0	53	17	94	43
Mtwara	50,519	50,491	28	16	11	1	18	2	24	6
Mwanza	132,236	132,205	31	21	7	3	17	17	16	13
Njombe	87,324	87,309	15	8	2	5	12	0	10	0
Pwani	189,477	189,432	45	21	23	1	19	9	51	20
Rufiji	43,129	43,091	38	20	18	0	21	5	82	42
Rukwa	66,786	66,775	11	7	2	2	8	6	13	10
Ruvuma	50,346	50,315	31	20	9	2	26	5	23	14
Shinyanga	64,566	64,557	9	7	2	0	9	3	12	1
Simiyu	38,283	38,236	47	38	6	3	38	6	37	6
Singida	69,719	69,660	59	38	18	3	40	5	87	26
Songwe	40,647	40,625	22	21	1	0	25	13	21	16
Tabora	98,497	98,479	18	12	6	0	13	7	39	20
Tanga	62,229	62,200	29	24	5	0	32	9	61	22
Tarime - Rorya	43,866	43,846	20	15	5	0	17	10	32	19
Marine	0	0	0	0	0	0	0	0	0	0
Railway	0	0	0	0	0	0	0	0	0	0
TAZARA	0	0	0	0	0	0	0	0	0	0
Airports	0	0	0	0	0	0	0	0	4	0
Tanzania Mainland	3,104,741	3,103,654	1,087	707	332	48	757	285	1,395	641
Kaskazini Pemba	1,919	1,895	24	16	8	0	16	4	36	11
Kaskazini Unguja	16,603	16,530	73	42	31	0	42	5	81	20
Kusini Pemba	2,418	2,390	28	27	1	0	26	5	16	7
Kusini Unguja	13,830	13,775	55	46	7	2	47	4	37	15
Mjini Magharibi	36,560	36,480	80	73	5	2	76	8	29	7
Tanzania Zanzibar	71,330	71,070	260	204	52	4	207	26	199	60
Tanzania	3,176,071	3,174,724	1,347	911	384	52	964	311	1,594	701

Source: Tanzania Police Force

3.3 Motorcycle Accidents

Motorcycles continues to be dependable and affordable means of transporting goods and passengers in both urban and rural areas. Despite the good will of the Government to allow the use of such transport in order to alleviate transport challenges facing the people, motorcycles have become one of the major means of transport involved in road accidents in the country.

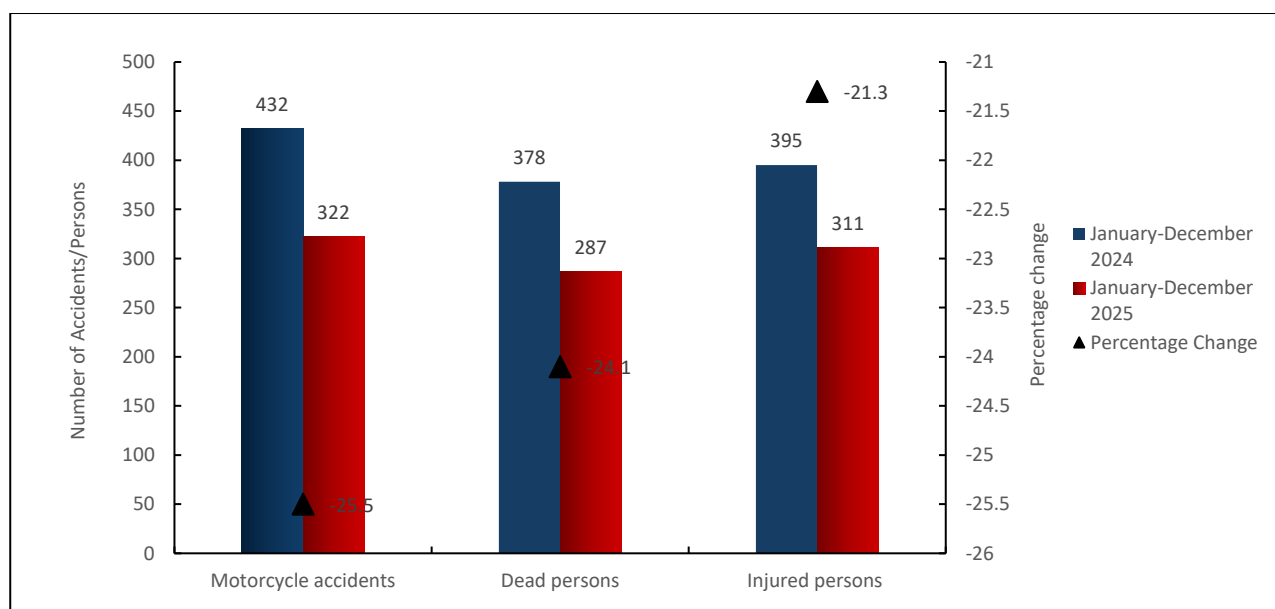
In the period of January to December, 2025, a total of 322 motorcycle accidents were reported in the country compared to 432 accidents reported in the same period 2024. This is a decrease of 110 accidents equivalent to 25.5 percent. However, during the same period the number of deaths decreased by 91 (24.1%) from 378 reported in 2024 to 287 deaths in 2025, (Table 3.5 and Figure 3.4).

Table 3.5 Number, Difference and Percentage Change of Motorcycle Accidents, Deaths and Injured Persons; Tanzania, January – December, 2025

Incident	2024	2025	Difference	Change (percent)
Motorcycle accidents	432	322	-110	-25.5
Dead persons	378	287	-91	-24.1
Injured Persons	395	311	-84	-21.3

Source: Tanzania Police Force

Figure 3.4 Number and Percentage Change of Motorcycle Accidents, Deaths and Injured Persons; Tanzania, January – December, 2025



Tables 3.6 and 3.7 respectively shows the number of motorcycle incidents, deaths and injured persons in Tanzania Mainland and Tanzania Zanzibar during the period of January to December, 2024 and 2025. In Tanzania Mainland there were 245 motorcycle accidents in 2025 compared to 383 accidents reported in 2024. This is a decrease of 138 motorcycle accidents equivalent to 36.0 Percent.

Table 3.6 Number, Difference and Percentage Change of Motorcycle Accidents, Deaths and Injured Persons; Tanzania Mainland, January – December, 2025

Incident	2024	2025	Difference	Percent Change
Motorcycle Accidents	383	245	-138	-36.0
Dead persons	341	223	-118	-34.6
Injured Persons	352	262	-90	-25.6

Source: Tanzania Police Force

In Tanzania Zanzibar there were 77 motorcycle accidents in 2025 compared to 49 accidents reported in 2024. This is an increase of 28 motorcycle accidents equivalent to 57.1 percent.

Table 3.7 Number, Difference and Percentage Change of Motorcycle Accidents, Deaths and Injured Persons; Tanzania Zanzibar, January – December, 2025

Incident	2024	2025	Difference	Percent Change
Motorcycle accidents	49	77	28	57.1
Dead persons	37	64	27	73.0
Injured persons	43	49	6	14.0

Source: Tanzania Police Force

For Tanzania Mainland, in the period of January to December, 2025 regions with large number of motorcycle accidents are Kinondoni (40), Temeke (24), Lindi, Kilimanjaro (14 each) and Dodoma (13). For Tanzania Zanzibar, In the period of January to December, 2025 region with large number of motorcycle accidents were Kaskazini Unguja (23) and Kusini Pemba (19), (Table 3.8).

Table 3.8 Number of Motorcycles, Accidents and Casualties by Police Region; Tanzania, January – December, 2025

Region	Number of Motorcycles	Motorcycle Accidents	Dead Persons		Injured Persons	
			M	F	M	F
Arusha	8	7	6	0	3	0
Ilala	20	10	3	1	18	0
Temeke	40	24	16	0	27	0
Kinondoni	67	40	35	1	23	6
Dodoma	13	13	11	2	9	1
Geita	5	2	2	1	5	0
Iringa	7	5	11	0	16	0
Kagera	8	6	4	0	5	0
Katavi	5	4	4	0	0	0
Kigoma	17	9	5	0	10	0
Kilimanjaro	15	14	7	0	19	0
Lindi	15	14	14	0	9	0
Mara	5	5	2	0	7	0
Manyara	7	5	5	0	6	0
Mbeya	4	2	3	0	0	0
Morogoro	11	6	12	0	4	0
Mtwara	13	10	9	0	13	2
Mwanza	15	9	12	1	8	3
Njombe	4	2	1	0	2	0
Pwani	11	2	1	1	3	0
Rufiji	16	10	5	0	17	1
Rukwa	1	1	1	0	0	0
Ruvuma	11	5	7	0	6	0
Shinyanga	1	0	0	0	0	0
Simiyu	17	11	14	1	11	0
Singida	14	12	9	0	9	0
Songwe	4	2	2	0	4	0
Tabora	4	3	2	0	6	0
Tanga	7	6	5	1	4	1
Tarime - Rorya	7	6	7	0	5	0
Marine	0	0	0	0	0	0
Railway	0	0	0	0	0	0
TAZARA	0	0	0	0	0	0
Airports	0	0	0	0	0	0
Tanzania Mainland	372	245	215	9	249	14
Kaskazini Pemba	14	14	4	0	10	1
Kaskazini Unguja	30	23	17	0	24	1
Kusini Pemba	18	19	15	0	4	0
Kusini Unguja	11	7	15	0	6	0
Mjini Magharibi	17	14	12	0	2	0
Tanzania Zanzibar	90	77	63	0	46	2
Tanzania	462	322	278	9	295	16

Source: Tanzania Police Force

3.4 Causes of Road Accidents

Major causes of road accidents are divided into three groups:

- i. Human factors;
- ii. Defective motor vehicles; and
- iii. Road infrastructure and environmental factors.

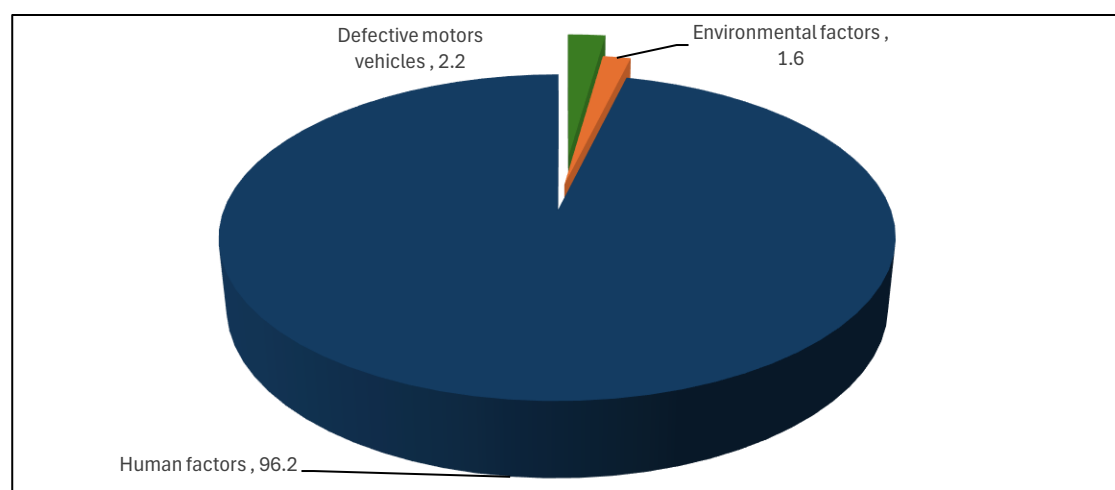
Table 3.9 presents different causes of road accidents by type. There was a total of 1,347 road accidents in the period of January to December, 2025 most of which 1,296 were caused by human factors contributing to 96.2 percent of the total road accidents. Defective motors vehicles contributed to 29 accidents (2.2%) and environmental and infrastructure factors contributed to 22 accidents (1.6%).

Table 3.9 Number and Percentage of Accidents by Type; Tanzania Mainland, January – December, 2024 and 2025

Causes by Category	2024		2025	
	Number	Percent	Number	Percent
Human Factors				
Dangerous driving	222	12.8	152	11.3
Careless driving	765	44.1	597	44.3
Careless cyclists	51	2.9	21	1.6
Careless motorcyclists	217	12.5	203	15.1
Careless passengers	0	0	226	16.8
Over speeding	291	16.8	5	0.4
Unattended livestock	1	0.1	53	3.9
Careless overtaking	81	4.7	31	2.3
Careless pedestrians	30	1.7	2	0.1
Careless pushcart operators	0	0	0	0
Intoxication	26	1.5	6	0.4
Sub Total	1,684	97.1	1,296	96.2
Defective Motors Vehicles				
Motor vehicle defects	39	2.2	29	2.2
Poor motor vehicle lighting	0	0	0	0
Sub Total	39	2.2	29	2.2
Environmental Factors				
Fire	4	0.2	4	0.3
Road barriers	1	0.1	2	0.2
Poor road infrastructure	7	0.4	13	1.0
Railway crossing	0	0.0	3	0.2
Sub Total	12	0.7	22	1.6
Grand Total	1,735	100.0	1,347	100.0

Source: Tanzania Police Force

Figure 3.5 Percentage of Road Accidents by Causes; Tanzania Mainland, January – December, 2025



CHAPTER FOUR

RELATIONSHIP BETWEEN CRIME AND OTHER SOCIO-ECONOMIC FACTORS

4.0 Introduction

This chapter focuses on the relationship between various offences, socio-economic factors and globalization that has led to an increased number of crimes in the country over the period of January to December, 2025. These factors include population, land area and number of Police officers. Various studies conducted show that there is a strong relationship between crime and the standards of living of the people and the environment. The results have enabled the Police Force to identify various crime strategies as well as to put in place effective strategies to combat crime and criminals in the country.

4.1 Relationship between Crime and Socio-Economic Factors

There is a strong relationship between offences committed and the size of population in the country. This relationship is usually positive, which means that, a region with a large population has a large number of offences compared to regions with small population. According to the 2025 population projection, Tanzania has a total of 68,153,004 persons and 595,549 criminal cases reported in January to December 2025.

For Tanzania Mainland, the following are some of the regions that demonstrate the relationship between the number of persons and the respective crime reported; Dar es Salaam (5,874,418 people, 143,611 offences), Mwanza (4,116,854 people, 49,843 offences), Morogoro (3,488,328 people, 32,068 offences), Kilimanjaro (2,018,855 people, 28,354 offences) and Mara (2,647,733 people, 26,991 offences).

In Tanzania Zanzibar, the following are some of the regions that demonstrate the relationship between the number of persons and the respective crime reported; Mjini Magharibi (989,928 people 13,861 offences) and Kusini Unguja (214,888 people, 3,094 offences), (Table 7.1).

There is a relationship between poverty, population and occurrence of crime. Crimes tend to increase as the population or poverty increases. This is due to insufficient income that leads to increase crime incidents as people use illegal means to earn income.

4.2 Crimes in Relation to Population and Land Area

4.2.1 Number of Offences per Geographical Area

Table 4.1 shows that Tanzania has an average of 67 major and minor offences per 100 square kilometres, In Tanzania Mainland it is 65 offences per 100 square kilometres and for Tanzania

Zanzibar it is 8,518 offences per 100 square kilometres. This means that, there are some areas where Police officers have a burden to combat crime. However, the proportion of offences per area varies across regions.

In Tanzania, regions with high ratios of major and minor offences per 100 square kilometres are Dar es Salaam (10,258), Mjini Magharibi (6,931), Kusini Pemba (576), Mwanza (525) and Kaskazini Unguja (479). For Tanzania Mainland, regions with high ratio of major offences per 100 km² are Dar es Salaam (501), Mwanza (22), Kilimanjaro and Mara (19 each) and Pwani (11). In Tanzania Zanzibar, regions with high ratio of major offences per 100 km² are Mjini Magharibi (474) and Kusini Pemba (113). The high ratio of crime per 100 km² is due to the fact that some areas have a lot of economic activities.

4.2.2 Proportion of Criminal Offences per 100,000 persons

The number of persons in one area contributes to an increase or decrease of offences committed. The increase in the number of persons should be in line with the increase in number of Police officers. The increase in number of Police officers will help to identify, prevent and combat crime. On the other hand, when the number of Police officers is large, it helps to maintain peace and stability that will enable people to use their time well in production and business activities to increase the income of individuals and the society as a whole.

The regions with the highest ratio of major and minor offences per 100,000 persons for Tanzania Mainland is Dar es Salaam (2,445), Kilimanjaro (1,404), Mwanza (1,211), Mara (1,019) and Pwani (1,014). On the other hand, regions with the smallest number of offences per 100,000 persons for Tanzania Mainland are Simiyu (242), Kigoma (430), Rukwa (431), Kagera (442) and Tabora (478). Regions with the highest number of major and minor offences per 100,000 persons for Tanzania Zanzibar are Kusini Unguja (1,440) and Mjini Magharibi (1400). On the other hand, regions with the smallest number of offences per 100,000 persons for Tanzania Zanzibar are Kaskazini Pemba (371) and Kusini Pemba (569), (Table 4.1).

Table 4.1 Number of Criminal Offences, Number of Persons in each offence, Criminal Offences per 100 Km2 and ratio of offences per 100,000 people by Police Region; Tanzania, January - December, 2025

Regions	Major Criminal Offences	Minor Criminal Offences	Total Criminal Offences	Population	Area ('000Km2)	Criminal Offence per 100,000 Persons	Major Criminal Offences / 100 km ²	Total Criminal Offences / 100 km ²
Arusha	1,906	23,106	25,012	2,593,834	37.6	964	5	67
Dar es Salaam	7,008	136,603	143,611	5,874,418	1.4	2,445	501	10,258
Dodoma	1,968	20,263	22,231	3,389,537	41.3	656	5	54
Geita	358	20,795	21,153	3,357,323	20.1	630	2	105
Iringa	939	9,729	10,668	1,285,523	35.5	830	3	30
Kagera	1,919	12,771	14,690	3,322,078	25.3	442	8	58
Katavi	597	7,811	8,408	1,297,568	45.8	648	1	18
Kigoma	1,420	10,436	11,856	2,757,544	37	430	4	32
Kilimanjaro	2,480	25,874	28,354	2,018,855	13.3	1,404	19	213
Lindi	574	5,921	6,495	1,286,839	66	505	1	10
Manyara	1,318	16,223	17,541	2,098,332	44.5	836	3	39
Mara	4,033	22,958	26,991	2,647,733	21.8	1,019	19	124
Mbeya	1,795	18,680	20,475	2,556,431	37.7	801	5	54
Morogoro	2,151	29,917	32,068	3,488,328	70.6	919	3	45
Mtwara	938	8,278	9,216	1,772,766	16.7	520	6	55
Mwanza	2,062	47,781	49,843	4,116,854	9.5	1,211	22	525
Njombe	3,654	18,614	22,268	2,195,974	32.5	1,014	11	69
Pwani	649	5,215	5,864	956,702	21.3	613	3	28
Rukwa	788	6,715	7,503	1,742,773	22.8	431	3	33
Ruvuma	907	8,925	9,832	2,030,461	63.7	484	1	15
Shinyanga	561	13,732	14,293	2,483,928	18.9	575	3	76
Simiyu	522	5,339	5,861	2,425,871	25.2	242	2	23
Singida	564	11,039	11,603	2,231,481	49.3	520	1	24
Songwe	728	7,844	8,572	1,485,900	22.6	577	3	38
Tabora	1,466	16,593	18,059	3,775,329	76.2	478	2	24
Tanga	2,508	17,603	20,111	2,861,741	26.7	703	9	75
Police Units	125	632	757					
Tanzania Mainland	43,938	529,397	573,335	66,054,123	883.3	867	5	65
Kaskazini Unguja	370	2,025	2,395	283,792	0.5	844	74	479
Kusini Unguja	518	2,576	3,094	214,888	0.9	1,440	58	344
Mjini Magharibi	947	12,914	13,861	989,928	0.2	1,400	474	6,931
Kaskazini Pemba	221	916	1,137	306,849	0.6	371	37	190
Kusini Pemba	340	1,387	1,727	303,424	0.3	569	113	576
Tanzania Zanzibar	2,396	19,818	22,214	2,098,881	2.5	1,058	96	8,518
Tanzania	46,334	549,215	595,549	68,153,004	885.8	874	5	67

Source: Tanzania Police Force

4.2.3 Road Traffic Incidents

In the period of January to December 2025, a total of 3,176,071 major and minor traffic offences were reported, of which 1,347 (0.04%) are major traffic offences and 3,174,724 (99.96%) are minor traffic offences. During the same period the Tanzania Police force had a total of 4,552 Police officers in the Traffic Unit compared with 4,069 Police officers in 2024. This is an increase of 383 Police officers. This means that in 2025, one traffic police officer attended 697 traffic offences.

Table 4.2 presents the ratio of traffic offences per traffic Police officer by region in the period of January to December, 2025. This ratio varies across regions, For Tanzania Mainland, regions having the highest ratio of traffic offences are Dar es Salaam (1:1,155), Njombe (1:959), Pwani (1:957), Mwanza (1:944) and Manyara (1:893). The regions with the lowest ratio of traffic offences are Dodoma (1:381), Songwe (1:402), Tanga (1:404), Ruvuma (1:441) and Kilimanjaro (1:462). For Tanzania Zanzibar, Regions with the highest ratio of traffic offences are Kaskazini Unguja (1:367) and Mjini Magharibi (1:285). The regions with the lowest ratio of traffic offences are Kaskazini Pemba (1:63) and Kusini Pemba (1:82).

For Tanzania Mainland, the regions with the highest ratio of offences per 100 square kilometers are Dar es Salaam (62,270), Mwanza (1,392), Pwani (715), Kilimanjaro (583) and Geita (467). The regions with the lowest ratio of offences are Katavi (71), Ruvuma (79), Lindi (88), Tabora (129) and Singida (141). Regions with the highest ratio of offences per 100 square kilometers, for Tanzania Zanzibar are Mjini Magharibi (18,240) and Kaskazini Unguja (3,306) and regions with the lowest ratio of offences are Kaskazini Pemba (316) and Kusini Pemba (797).

Table 4.2 Number of Traffic Offences, Number of Persons, Number of Police Officers, Number of Offences per 100 Square Kilometres and Number of Offences per Traffic Police Officer by Police Region; Tanzania, January – December, 2025

Police Region	Traffic Offences	Population (number of persons)	Area ('000Km ²)	Number of Traffic Police Officers	Offences / Km ² 100	Offence per Traffic Police
Arusha	122,726	2,593,834	37.6	205	326	599
Dar es Salaam	872,008	5,874,418	1.4	755	62,270	1,155
Dodoma	85,300	3,389,537	41.3	224	206	381
Geita	93,817	3,357,323	20.1	122	467	769
Iringa	106,989	1,285,523	35.5	135	301	792
Kagera	70,042	3,322,078	25.3	127	277	551
Katavi	32,467	1,297,568	45.8	56	71	580
Kigoma	76,097	2,757,544	37	164	206	464
Kilimanjaro	77,610	2,018,855	13.3	168	583	462
Lindi	57,999	1,286,839	66	82	88	707
Manyara	108,926	2,098,332	44.5	122	245	893
Mara	85,185	2,647,733	21.8	147	391	579
Mbeya	143,915	2,556,431	37.7	166	382	867
Morogoro	177,902	3,488,328	70.6	302	252	589
Mtwara	50,519	1,772,766	16.7	98	302	515
Mwanza	132,236	4,116,854	9.5	140	1,392	944
Pwani	232,606	2,195,974	32.5	243	715	957
Njombe	87,324	956,702	21.3	91	410	959
Rukwa	66,786	1,742,773	22.8	103	293	648
Ruvuma	50,346	2,030,461	63.7	114	79	441
Shinyanga	64,566	2,483,928	18.9	98	342	659
Simiyu	38,283	2,425,871	25.2	68	152	562
Singida	69,719	2,231,481	49.3	128	141	544
Songwe	40,647	1,485,900	22.6	101	180	402
Tabora	98,497	3,775,329	76.2	150	129	657
Tanga	62,229	2,861,741	26.7	154	233	404
Tanzania Mainland	3,104,741	66,054,123	883.3	4,263	351	728
Kaskazini Unguja	16,603	283,792	0.5	45	3,306	367
Kusini Unguja	13,830	214,888	0.9	57	1,531	242
Mjini Magharibi	36,560	989,928	0.2	128	18,240	285
Kaskazini Pemba	1,919	306,849	0.6	30	315	63
Kusini Pemba	2,418	303,424	0.3	29	797	82
Tanzania Zanzibar	71,330	2,098,881	2.5	289	2,843	246
Tanzania	3,176,071	68,153,004	886	4,552	358	697

Source: Tanzania Police Force

CHAPTER FIVE

STRATEGIES FOR PREVENTING, COMBATING CRIME AND TRAFFIC INCIDENTS

5.0 Introduction

Strategies for preventing and combating crime and traffic incidents have been mentioned in previous chapters. This chapter discusses types of crimes, causes and traffic incidents occurring in the country together with measures taken to combat them for the period of January to December 2025. This information is important in formulating policies and developing plans intended to prevent and combat crimes and traffic incidents, as well as developing new strategies for acquiring the required resources from the Government and other stakeholders.

The chapter uses the analysed statistical data from previous chapters to explain strategies related to each of the following offences:

- i. Offences against person;
- ii. Offences related to property;
- iii. Offences against state security and public tranquility;
- iv. Road safety incidents;
- v. Financial crimes;
- vi. Cyber-crimes.

Strategies to combat crime and traffic incidents are as shown in Tables 5.1, 5.2, 5.3, 5.4, 5.5 and 5.6.

5.1 Offences Against Person

Table 5.1 Strategies Used to Combat Offences against Persons; Tanzania, January-December, 2025

Type of Offence	Number of Offences (January – December 2025)	Possible Causes	Strategies
1. Murder	1,921	<ol style="list-style-type: none"> i. Crime of passion/adultery ii. Grudges iii. Desire to acquire wealth illegally iv. Alcoholism, v. Land/property disputes vi. Superstitious beliefs vii. Extra-Judicial Incidents viii. Conflict 	<ol style="list-style-type: none"> i. To sensitize the public and other stakeholders to discourage communities from killing of elders, albinos and any other person who is suspected of committing a crime ii. To educate the public through different media to abstain from mob justice iii. To sensitize the public on engaging themselves in legal activities in order to raise their income iv. Continuing to cooperate with other stakeholders in solving various conflicts within the society v. To cooperate with Religious institutions, tribal chiefs/ethnic leaders and stakeholders in sensitizing the public to abstain from entertaining superstitious beliefs. vi. Continue to collaborate with stakeholders in order to strengthen provision of peer education for youth so that they can address the challenges against gender related issues. vii. To sensitize community to use guidance and counselling experts whenever they experience mental health challenges and various conflicts in the community.

Type of Offence	Number of Offences (January – December 2025)	Possible Causes	Strategies
2. Rape	7,876	<ul style="list-style-type: none"> i. Globalization ii. Superstitious beliefs iii. Sexual desires iv. Lack of integrity v. Alcoholism vi. Grudges 	<ul style="list-style-type: none"> i. To educate the public in collaboration with other stakeholders to enforce the law accordingly particularly the Cyber Crime Act 2015. ii. To educate the public to adhere to Tanzanian traditions, customs and values. iii. To cooperate with Religious institutions, tribal chiefs/ethnic leaders and stakeholders on sensitizing the public to abstain from entertaining superstitious beliefs. iv. The Police force in collaboration with the Ministry of Education, Science and Technology as well as Ministry of Community Development, Gender and Special Groups to provide knowledge to students in schools to recognize signs of malicious people. Example Police force campaign “TUWAAMBIE KABLA HAWAJAHARIBIWA” v. Continue to collect intelligence information in order to identify pro-actively individuals/groups or organizations that incite and finance the perpetrators of these criminal activities and moral decay of Tanzanian values.
3. Unnatural offence	1,757		
4. Child desertion	172	<ul style="list-style-type: none"> i. Economic hardship ii. Mental illness iii. Fear of being marginalised by the the family iv. Fear of being abandoned. v. Erroneous beliefs 	<ul style="list-style-type: none"> i. To cooperate with Religious institutions, tribal chiefs/ethnic leaders and stakeholders on sensitizing the public to abstain from entertaining superstitious beliefs. ii. Through stakeholders, the community should be educated against bad traditions of abandoning and stigmatizing young girls who give birth before marriage. iii. Police Force should cooperate with other stakeholders by providing knowledge to the society on avoiding childhood pregnancies. iv. The Ministry of Education, Science and Technology, Ministry of community development, gender, women and special groups as well as the Ministry of Health, should provide mental health education to various groups.
5. Child stealing	88	<ul style="list-style-type: none"> i. Infertility ii. Superstitious beliefs iii. Desire to aquire income illegally 	<ul style="list-style-type: none"> i. To cooperate with Religious institutions, tribal chiefs/ethnic leaders and stakeholders on sensitizing the public to abstain from entertaining superstitious beliefs. ii. To cooperate with the Ministry of Health to provide reproductive health education and social welfare to citizens. iii. To sensitize the public to engage themselves in legal activities in order to raise their income
6. Human trafficking	12	<ul style="list-style-type: none"> i. Desire to earn a lucrative income ii. Poverty iii. Globalization iv. Lack of education v. Lack of Railwayable source of information 	<ul style="list-style-type: none"> i. Collaborating with Ministry of Foreign Affairs and East African Cooperation through our Embassies abroad, Immigration department together with stakeholders such as International Organizations, example IOM and INTERPOL in combating and preventing human trafficking. ii. To educate the community through various Non-Government Organizations on effects of human trafficking. iii. Educate the community on the accuracy of information available online concerning employment and scholarship opportunity published on various social media.

5.2 Offences Related to Property

Table 5.2 Strategies Used to Combat Offences Related to Property; Tanzania, January-December, 2025

Offence	Number of offences	Possible Causes	Strategies
1. Armed robbery	288	<ul style="list-style-type: none"> i. Economic hardship ii. Rapid urbanization iii. Globalization iv. Greedy to own property v. Youth unemployment vi. Desire to earn a lucrative income 	<ul style="list-style-type: none"> i. To encourage the society especially youth to engage in entrepreneurship ii. To advice financial institutions to reduce bureaucracies and high interest rates in accessing loans iii. To devise programme on how to provide entrepreneurship education to the public iv. To sensitize the public to report to law enforcers immediately if they observe any signs of committing crime v. To cooperate with various stake holders in creating opportunities for the youth to earn income and avoid temptations to engage in crime. vi. Tanzania Police Force in collaboration with Ministry of livestock and fisheries to educate and sensitize society partuculary pastrolalists on the significance of putting identification marks on their livestock. vii. Continue prohibition of unauthorized slaughter house/livestock auctions.
2. Robbery with violence	604		
3. Breaking	8,053		
4. Theft	456		
5. Theft of motorcycles	3,872		
6. Car theft	62		
7. Destruction of infrastructures	256		
8. Livestock theft	3,789		
8. Arson	741	<ul style="list-style-type: none"> i. Grudges ii. Sabotage iii. Desire to acquire compansation for property damage (insurance). 	<ul style="list-style-type: none"> i. To enhance proactive intelligence in order to identify elements of conflict/revange before escalation of violence. ii. The Police Force in collaboration with various stakeholders to provide education to the community on using the proper procedures of getting their rights. iii. Advising insurance companies to conduct thorough investigations before authorising compensations.

5.3 Offences against State Security and Public Tranquillity

Table 5.3 Strategies Use Combat Offences against State Security and Public Tranquility; Tanzania, January-December, 2025

Offence	Number of Offences	Possible Causes	Strategies
1. Unlawful possession of fire arms	180	<ul style="list-style-type: none"> i. Economic hardship ii. Poaching iii. Arbitrary possession and distribution of industrial and locally made fire arms. iv. Political conflicts in neighbouring countries. v. Proliferation of small arms and light weapons related to terrorism 	<ul style="list-style-type: none"> i. Continue to engage the community through community policing to fight against crime. ii. Enhancing inter-agencies cooperation to conduct regular inspections across borders. iii. Continue to provide education to the community on legal ownership of fire arms. iv. Continue to encourage voluntary surrender of illegally owned fire arms particularly during fire arms amnesty campaign month. v. Marking fire arms and continuing to strengthen the fire arms data base. vi. Continue to implement international agreements and protocols on combating and eradication of Proliferation of small arms and light weapons. vii. Enhance collection and use of intelligence information on unlawful possession of fire arms. viii. The Police Force should continue inspecting weapon storage warehouses, especially in security companies.
2. Possession of illicit drugs	39	<ul style="list-style-type: none"> i. Desire to acquire wealth illegally ii. Lack of integrity iii. Poor social and environmental factors iv. Inadequate employment opportunities. v. Porous borders vi. Different legal systems among member states of the same region 	<ul style="list-style-type: none"> i. Continue to cooperate with neighboring countries in carrying out operations and raids on transnational organized crime. ii. To cooperate with various stakeholders to educate society on the effects of illicit drugs. iii. To sensitize the youths to engage in economic social and cultural activities. iv. Continuing doing regular operations and raids in hotspots/reservoir areas. v. To involve parents and guardians at family level, in schools and colleges by providing civic and political education as well as training on integrity. vi. To provide social education on the effects of environmental pollution in order to keep and reserve natural resources. vii. To provide special training to police officers on how to combat illicit drugs. viii. Tanzania Police force in collaboration with local Government leaders should identify local spirit manufacturer/dealers in order to combat and prevent such crime.
3. Possession of Cannabis Sativa (<i>bhang</i>)	5,863		
4. Possession of Khat	1,365		
5. Unlawful possession of Government Trophies	961		
6. Unlawful possession Illicit local liquor	4,888		
7. Illegal immigrants	1,082	<ul style="list-style-type: none"> i. Desire to earn a lucrative income. ii. Political instability in neighbouring countries 	<ul style="list-style-type: none"> i. To continue cooperating with various stakeholders in conducting inspections across borders to identify illegal immigrants. ii. To enhance cooperation with other Police forces/services of neighbouring countries through regional integration platforms as EAPCCO, SARPCCO, AFRIPOL and INTERPOL in combating and preventing transnational and organized crime.

5.4 Financial Crimes

Table 5.4 Strategies Used to Combat Financial Crime in Tanzania; January-December, 2025

Offence	Number of offences	Possible Cause	Strategies
1. Counterfeiting of bank notes	147	i. Economic hardship ii. Moral decay iii. Globalization iv. Rapid urbanization v. Inadequate employment opportunities for youths vi. Desire to accumulate wealth. vii. Poverty.	i. To collaborate with stakeholders who are against financial crimes like money laundering and e-crime. ii. To sensitize the public and stakeholders to encourage youths to engage in proper economic and social activities. iii. To advise financial institutions to reduce the bureaucracies and high interest rates in accessing loans. iv. To educate the community on self employment especially youths.
2. Forgery	620		
3. Theft in Central Government	08		
4. Theft in Local Governments	06		
5. Theft in parastatal organizations	40		

5.5 Cyber crime

Table 5.5 Strategies Used to Combat Cyber Crime; Tanzania, January-December, 2025

Offence	Number of offences	Possible Cause	Strategies
1. Cyber crime (Illegal access, remaining in the system illegally, data espionage, pornography and conspiracy to commit offence)	1,464	i. Economic hardship ii. Lack of integrity iii. Globalization iv. Unemployment among the youths v. Desire to acquire wealth illegally.	i. To collaborate with various institutions to combat cyber crime ii. To provide warning notes to the public on internet related services so as to raise the awareness and protecting their passwords by not sharing them with other people. iii. Continuing to provide education on the Cyber-crime Act of 2020, which was amended in 2023. iv. The Police Force to use modern equipment to monitor digital transactions, social networks, and ICT systems in order to detect and prevent cyber-crime before they occur. v. Reviewing the existing curricula in Police academies to align with technological changes and modern crime (digital forensics, cyber-security, and electronic evidence analysis).
2. Theft (illegal transfer of money through the internet, simbanking, ATM, financial transaction by mobile phone)	3,424		

5.6 Road Traffic Incidents

Table 5.6 The Strategies which are Used to Combat Road Traffic Incidents; Tanzania, January-December, 2025

Incidents	Number of offences	Possible Causes	Strategies
1.Road Accidents	1,347	<ul style="list-style-type: none"> i. Inadequate road safety knowledge and skills among road users. ii. Not following road signs, symbols and traffic lights. iii. Defective vehicles. iv. Poor road infrastructure. v. Alcoholism vi. Negligence vii. Substandard and counterfeit spare parts. viii. Over speed ix. Environmental factors (rain,dew etc) 	<ul style="list-style-type: none"> i. Control over speeding using the various systems that exist within the Police Force, for example, VTS. ii. To strengthen patrols and highway inspections iii. Strict punishment to those who violate Road Traffic Act, Cap.168 iv. Continuing to provide road safety knowledge and skills to road users. v. To cooperate with all stakeholders to ensure that drivers are well trained in order to reduce accidents that can be avoided. vi. To conduct frequent inspection of vehicles vii. To enhance capacity building and equipping traffic Police officers with modern facilities in order to improve their Professionalism. viii. Continuing to provide short and long-term training for motorcyclists in collaboration with stakeholders; ix. Continuing to provide short and long-term training for motorcyclists in collaboration with stakeholders; x. Identifying and registering motorcyclist centers through local governments; xi. Commercial motorcyclists to be registered with the Land Transport Regulatory Authority (LATRA); xii. Establishing a system of safe waiting areas for motorcyclists at road junctions (Buffer zone); and xiii. Continuing to enforce the law in wearing helmets, having driver's licenses, insurance and not carrying more than one passenger on a motorcycle;
Fatal Accidents	911		
Accidents that caused injuries	384		
Normal Accidents	52		
2. Deaths	1,275		
3. Injured Persons	2,295		
4. Motorcycle accidents	322		

CHAPTER SIX

EVENTS THAT DREW THE ATTENTION OF THE COMMUNITY

6.0 Introduction

This chapter describes crime and road safety incidents whose occurrence drew attention of the community. The following are some of the shocking events that drew attention in the community in the period of January to December, 2025 as reported from different parts of the country.

1. Manyara

A Stepfather killed a child after he was crying for his mother

On 10/01/2025 at 06:00 hrs in Sandege Hamlet, Loltepesi Village, Sunya Ward and Division, Kiteto District, Manyara Region, a child, aged 5 years, resident of Loltepesi Village, was killed by his stepfather. The suspect, a Rangi by tribe, aged 23 years farmer from Loltepesi, assaulted the child with a blunt object, striking various parts of his body and ultimately breaking his neck, resulting in death. The incident occurred after the child cried for his biological mother as she was leaving for the hospital. The suspect prevented the child from following her by slapping him in the face in the presence of the mother. After she left, the suspect continued to beat the child with a blunt object and then broke his neck, leading to his death. The suspect has been arrested and sent to court.

2. Tanga

A Father killed his daughter by hitting her with a blunt object then breaking her neck and hanging her from the roof of the house.

On 13/02/2025 at 07:00 hrs in Machelanya hamlet, Mkombo village, Kwachaga ward, Magamba division, Handeni district, Tanga region, a girl aged 16 years, a farmer resident of Machelanya-Mkombo, was killed by her biological father, aged 37 years, a farmer from the same area. The father beat her with a blunt object on different parts of her body until she died, broke her neck, and then used a piece of cloth to hang her from the roof of the house. He then announced to neighbors that his daughter had committed suicide to cover up his crime. The incident is believed to have been caused by ongoing conflicts between the deceased and her stepmother. The suspect has been arrested and sent to court.

3. Iringa

A Husband killed his wife at her parents' home

On 11/03/2025 at 02:00 hrs, in Isimike hamlet, Ukumbi village and ward, Kilolo district, Iringa region, a woman aged 48 years, Hehe, a farmer from Njombe, she was killed by her husband, aged 28 years, Bena, a farmer from Njombe, who stabbed her in the abdomen until the intestine came out after which he killed himself with the same knife. Earlier, the couple had gone to the wife parents' home seeking mediation for their marital conflict. It was during the night, while at the house, that the suspect committed the act. The root cause of the incident was marital conflict.

4. Ruvuma

A seventh month old baby girl was killed by her father

On 12/03/2025 at 20:00 hrs, in Mpaka hamlet, Muhongozi village, Kigonsera ward, Mbinga district, Ruvuma region, a baby girl aged seven month, was killed by her biological father, a resident of the same village. The father snatched the child from his wife, held the baby upside down with the head facing downward, and violently slammed the baby onto the ground, causing death. The cause of the incident was a family conflict between the husband and wife. The suspect has been sent to court.

5. Pwani

Boy's genitals cut off by his uncle

On 01/04/2025 at 14:00 hrs, in Ubena, Chalinze district, Pwani region, a boy aged 13, a Form One student at Ubena Secondary School, was seriously injured after his uncle cut off one of his testicles using a sharp object and then disappeared with it. Initially, the assailant had tricked the boy into accompanying him to the forest to collect firewood. While on the way, the uncle suddenly attacked him from behind, strangling him with a cloth until he lost consciousness, possibly using a chemical substance. When the boy regained consciousness, he found himself in severe pain and realized that one of his testicles had been cut off. He was rescued by good Samaritans who took him to the hospital for treatment. The suspect has been arrested.

6. Manyara

A man killed his biological mother over an inheritance (house).

On 12/04/2025 at 10:00 hrs in Mji Mpya hamlet, Orongadida village, Qashi ward, Babati division and district, Manyara region a woman aged 57, Rangi, a farmer and resident of Orongadida village, was killed by her son aged 34, sukuma, a farmer and resident of Orongadida who stabbed her in the neck with a sharp object. The cause was a dispute over an inheritance involving a house, as the suspect

wanted his mother to leave the house so that he could inherit it. The suspect was arrested and sent to court.

7. Kagera

The father rapes and sodomizes his daughter.

On 12/04/2025 at 07:30 hrs in Busimbe Ward, Ntungami neighborhood, Rwamishenye Division, Bukoba Municipality, Kagera Region A girl aged 12, a Standard VI pupil at Ihungo Primary School, was raped and sodomized by her biological father, aged 58, a farmer from Ntungamo Street, Buhembe Ward, Bukoba Municipality. The cause of the incident was moral decay. The suspect was arrested and sent to court.

8. Kilimanjaro

Husband stabs his wife ten times out of romantic jealousy.

On 18/04/2025 at 09:00 hrs in Marangu Halisi Kisau area, Marangu North Ward, Vunjo Mashariki Division, Moshi District, Kilimanjaro Region a woman aged 27, resident of Marangu Halisi, was killed after being stabbed ten times in the back and neck with a knife by her husband, aged 32, a farmer, also a resident of Marangu Halisi, The motive behind the attack was romantic jealousy, as the husband suspected his wife of having an affair with another man. After the assault, the suspect killed himself in an attempt to destroy evidence.

9. Manyara

He killed his father and cut off his private parts.

On 27/04/2025 at 13:00 hrs, in Ndirigishi Village, Ndirigishi Ward, Matui Division, Kiteto District, Manyara Region a man, aged 71, a farmer and resident of Ndirigishi Village, was killed after being struck on the head with a sharp object and having his private parts mutilated by his son aged 22, a farmer and resident of Ndirigishi. The suspect claimed that he had longstanding conflict with his father, accusing him of practicing witchcraft allegedly sending spirits and supernatural beings (referred to as majini and popobawa) to sexually assault him. He stated that whenever the family gathered to discuss the matter, his father would mock him, The suspect confessed to killing his father, cut off his genitals, relocating the body to a nearby bush, and burying the severed parts separately. The motive of the incident was superstitious beliefs. The suspect was arrested and sent to court.

10. Manyara

Student raped, strangled to death, and eyes gouged out.

On 01/05/2025 at 09:00 hrs, in Gidamara Village, Gallapo Ward, Babati Division, Babati District, Manyara Region. A farmer aged 46 and resident of Gidamara discovered that his daughter aged 13, a Standard VI pupil at Yayasea Primary School, had been raped, strangled, and had her eyes gouged out with a sharp object by a man aged 26, a resident of Gidamara. According to her father, the girl had left home for school on the morning of 29/04/2025 and never returned, until her body was later found in a maize field. The cause of the incident was sexual desire. The suspect has been taken to court.

11. Iringa

Father killed his son, dismembered, crushed his bones, then threw him into a latrine pit.

On 06/05/2025 at 10:00 hrs in Lukosi–Mtwivila Street, Mkwawa Ward, Iringa Region a boy, aged 5, a pupil at Lightness Day Care School, was killed by his biological father, aged 28, a motorcycle rider (bodaboda) from Lukosi–Mtwivila. The child was slaughtered with a knife, dismembered and his bones crushed with stones before desposing of the remains in a latrine pit within their home. Following the heinous act, the father reported falsely information to the gender desk at iringa police station, claiming his son had gone missing in an attempt to conceal his crime after committing the offence. Police investigations later revealed the truth, and the suspect admitted to kill his son. He then led officers to the latrine pit where the remains of the child were discovered. The cause of the incident is superstitious beliefs. The suspect were arrested and sent to court.

12. Songwe

Murdered by being hacked in several body parts and having his private parts mutilated.

On 23/05/2025 at 09:00 hrs in Nkanka Hamlet, Itumba Ward, Bulambya Division, Ileje District, Songwe Region. A man aged 54, Nyiha by tribe, a farmer and resident of Nkanka, was killed after being hacked with a sharp object on the head (right jaw), chest (above the ribs on the left side), and his private parts (genitals) were mutilated and taken by unknown individuals. The assailants ambushed him on his way home after leaving a nightclub and began hacking him to death. The cause of the incident is superstitious beliefs. The case is under police investigation to identify the suspects.

13. Mbeya

Reckless driving, causing deaths and injuries.

On 07/06/2025 at 19:47 hrs at Mlima Iwambi, Utengule Usongwe Ward, Kipolisi Division, Mbeya Region, along the Mbeya–Tunduma highway a Scania lorry with registration number T830

EDP/T148 CTD, driven by a man, aged 33, from Tunduma, knocked two vehicles from behind: a Mitsubishi Rosa registration T257 DVP and a Toyota Lite Ace registration T185 DMF, Toyota Lite Ace plunged into the Mbalizi River valley and lodged on the river bank, killing 27 people 12 women (two of them children) and 15 men (two of them children). Nine people were injured, including seven men and two women. The cause of the accident was recklessness and the lorry driver's failure to control the vehicle on a slope. The suspect was arrested and taken to court.

14. Kagera

Discovery of suspected human body parts

On 17/06/2025 at 17:30 hrs at Standard Lodge area, Omkituli Street, Kibeta Ward, Rwamishenye Division, Bukoba Municipal, Kagera Region. A man aged 42, a traditional healer and resident of Mbozi in Songwe Region, was arrested in possession of items suspected to be human body parts. The suspect was found with a piece of bone believed to be a human jaw, a dried piece of flesh suspected to be a human heart, a dried piece of flesh suspected to be a human placenta, a dried piece of flesh suspected to be a female genital organ, additionally, he was found with two dried pieces of skin believed to be from a python, one piece of snake skin, two wild animal horns, three pieces of animal bones. Samples have been sent to the Chief Government Chemist for forensic analysis. The suspect was arrested and sent to court.

15. Kilimanjaro

Mother killed her two children and then stabs herself

On 20/06/2025 at 12:45 hrs in Mungushi Village and Ward, Masama Kusini Division, Zone No. 12, Hai District, Kilimanjaro Region, two children both female, Chagga tribe, aged 4 and other aged 6 months respectively, residents of Mungushi, were killed by their biological mother, aged 26, a farmer and resident of Mungushi. stabbed her daughters multiple times in various parts of their bodies. After the incident, the mother also stabbed herself with a knife on the neck, chest and abdomen. The suspect was taken to KCMC hospital for treatment and placed under police custody. The cause of the incident was a family conflict between the suspect and her husband. The suspect was sent to court.

16. Morogoro

Discovery of human body parts

On 24/06/2025 in the evening, at Mkanga Misima division, in Ngoheranga Ward, Malinyi District, Morogoro Region, a report was received about the discovery of remains suspected to be human body parts. It was believed that the remains belonged to a man, aged 30, a farmer and resident of Mkanga, who had been missing since April 2023. His body was found in a pit that had been dug for storing

timber near the homes of three relatives. Those individuals were arrested for further investigation. After samples were taken and sent to the Government Chief Chemist Laboratory for examination, the results linked the two suspects to the incident, and they were taken to court.

17. Kilimanjaro

Reckless driving causing 42 deaths, 30 injuries, and destruction of property

On 28/06/2025 at 17:00 hrs in Sabasaba area, Same Ward and Division, Same Zone No. 01, along the Moshi–Tanga main road. A bus with registration number T179 CWL, a Fuso Bus belonging to Channel One Company, driven by a man, aged 60, Sambaa from Tanga, traveling from Arusha towards Tanga, collided with another bus. The second vehicle was a Mitsubishi Rosa minibus with registration number T199 EFX, owned by Mwami Company, driven by a man. aged 44, Pare, a resident of Same, who was driving from Same town towards Moshi. The accident caused the deaths of 42 people and 30 injuries. The cause of the accident was that the driver of the Fuso Bus T179 CWL lost control of the front right tire, veer from the left side of the road into the right lane and leading to a head-on collision with the Mitsubishi Rosa (T199 EFX). Both vehicles caught fire with passengers still inside.

18. Dodoma

Husband killed his wife and dumped her body into a latrine pit

On 29/06/2025 at 17:45 hrs, in Mpunguzi Ward, Dodoma District and Region, a woman 30 aged, Gogo, a farmer and resident of Mpunguzi, was found murdered after being struck on the head with a sharp object and later dumped into a latrine pit at her home by her husband aged 39, Gogo, a farmer and resident of Mpunguzi. After committing the crime the suspect went to Dodoma Central Police Station and reported false information that his wife was missing. The motive behind the incident was romantic jealousy. The suspect was sent to court.

19. Ruvuma

Step mother slaughtered three children of her co wife.

On 12/07/2025 at 2:30 hrs in Luchulukulu Hamlet, Milonji Village, Lusewa Ward, Sasawala Division, Namtumbo District and Ruvuma Region. Three children from the same family twin girls aged 8 months and a boy aged 8, all residents of Milonji Village were killed after being slaughtered on the neck with a knife by their step mother, aged 30, a farmer and resident of Milonji Village. The cause of the incident was family dispute. The method used was to wait until her husband and the children's biological mother had gone to the market, then slaughtered the children. The suspect was arrested and sent to court.

20. Dodoma

Killed by beheading and then the killers disappeared with the head.

On 20/08/2025 at 00:00 hrs in Kawawa hamlet, Mtitaa Ward, Mwitikira Division, Bahi District and Dodoma Region, a woman aged 80, a farmer and resident of Isangha village, was found murdered after being slaughtered with a knife, resulting in the separation of the body from the head by three men and took the deceased head and fled away with it. The cause of the incident is superstitious beliefs. The suspects were arrested and sent to court.

21. Singida

Killed by being separated the head and body.

On 02/09/2025 at 8:00 hrs in Magungumka hamlet, Mgungira village, Sepuka Division, Ikungi District and Singida Region. A man aged 25, Motorcyclist, resident of Mgungira village, was found murdered with his head separated from the body. His body was buried near Magungumka river by a Man aged 26, a farmer, resident of Kaugeri village, who was arrested after committing the crime together with his accomplice who escaped. The cause of the incident was love of passion, as the deceased was suspected of having a love affairs with the wife of the escaped suspect. One suspect has been arrested and sent to court.

22. Mbeya

Slaughtered over allegations of having an affair with another man's wife.

On 21/09/2025 at 11:30 hrs. in Mapara hamlet, Kilambo village, Mwatenga Ward, Ilongo Division, Mbarali District and Mbeya Region, a man aged 23, a farmer and resident of Mbebe-Ileje, was killed by a man aged 33, a farmer and resident of Kilambo, after being attacked with a stick on various parts of his body and then slaughtered by beheading, after being found standing with the suspect's wife near the suspect's residence fence. After committing the act, the suspect took the head and threw it into an unused well located more than 500 meters from the crime scene. The motive behind the incident was having love affairs. The suspect was arrested and sent to court.

23. Manyara

Wife Cuts Husband's Private Parts (Penis)

On 19/9/2025, at 1:30 hrs. in Gidangu Village, Gidababieng Ward, Endasaki Division, Hanang District and Manyara Region, a man aged 45, a farmer from Gidangu, was injured after his wife aged 40, a farmer from Gidangu, cut his private parts (penis) with a knife. The cause of the incident was love affairs, after she accused her husband of engaging in extramarital affairs. The method used was

to ambush him while he was asleep and intoxicated, tie his legs and hands with a rope, and then cut off his penis. The suspect was arrested and sent to court.

24. Mwanza

A Child Killed after being Raped, Sodomized and Strangled by Her Uncle.

On 30/09/2025, at 9:45 hrs. in Muluseni Village, Ngoma Ward, Mumbuga Division, Ukerewe District and Mwanza Region, a girl aged 8, a Grade One pupil at Hamukoko Primary School, was found dead in the living room of her parents' house. She had been strangled with a piece of cloth after being raped and sodomized by a man aged 30, a farmer and resident of Hamukoko Village who is her paternal uncle. The method used was to take the child while she was asleep in a room with other children, carry her about 80 meters outside the house, and commit the acts. After the crime, the suspect carried the deceased body back into the house. The motive behind the incident was moral decay. The suspect was arrested and sent to court.

25. Ruvuma

Seven People Killed in Conflict between Farmers and Pastoralists

On 1/10/2025 at 1:00 hrs in Likologo Mashambani Hamlet, Wenje Village, Nalasi West Ward, Nalasi Division, Tunduru District and Ruvuma Region, a man aged 55, the Chairman of Mkapunda Village, discovered the killing of seven men aged between 13 to 68, all were farmers and residents of Mkapunda Village. The killings were carried out by cutting various parts of their bodies using machetes. The cause of the incident was retaliation after farmers killed the pastoralists' cattle. The method used was ambushing the deceased's and cutting them with machetes. The suspects are pastoralists from the Kibarabaig community, who are still at large.

26. Kilimanjaro

A Helicopter Crash Resulted in the Deaths of five People .

On 24/12/2025 at 5:30 hrs in the Barafu Camp area inside Mount Kilimanjaro National Park, Moshi District and Kilimanjaro Region, a helicopter belonging to Kilimedair Company crashed resulting in the deaths of five people. Those who lost their lives were a man aged 42, a Zimbabwean national, the pilot residing in Soweto, a man aged 30, a tourist from Czech Republic, a woman aged 30, a tourist from Czech Republic, a man aged 32, a Maasai doctor, resident of Rau, Kilimanjaro, a man aged 35, a Pare tour guide, resident of Moshi. All died after sustaining injuries to various parts of their bodies. The cause of the accident is under investigation.

27. Morogoro

Two vehicles collide, one bursts into flames, leaving 10 dead and 24 injured

On 31/12/2025 at 5:00 hrs in the Maseyu Kona Kali area, Gwata Ward and Division, Morogoro District and Region, along the Morogoro–Dar es Salaam highway, a collision occurred between two vehicles, truck registration number T.956 ELU (Howo) with trailer number T.828 ELA, carrying a consignment of fertilizer, owned by Kimori Company based in Songea, driven by a man aged between 26–28 years, a resident of Msoga-Chalinze, traveling from Dar es Salaam to Mbeya, collided head-on with vehicle number T.162 DMD Mitsubishi Fuso Bus driven by a man aged 29 coming from Morogoro heading to Mombo-Tanga. The accident resulted in the deaths of 10 people and injuries to 24 others. 8 of the deceased bodies have been identified after DNA testing, while 2 bodies remain unidentified due to being burned in the fire. The cause of the accident was the truck driver attempting to overtake vehicles ahead of him without taking proper precautions.

CHAPTER SEVEN

CONCLUSION AND RECOMMENDATIONS

7.0 Introduction

After making analysis of the crime situation in the country for the period of January to December 2025, this chapter presents recommendations that will enable the Police Force to work more efficiently and provide better services to the public and hence building a peaceful environment for people, institutions and investors in the provision of better social services and development initiatives in general.

7.1 Conclusion

The Tanzania Police Force has continued to carry out its responsibilities by cooperating with stakeholders and the public generally in combating crime and traffic offences in the country. Major criminal offences reported from January to December 2025 show a decrease of 8.4 percent as compared to year 2024 and major traffic incidents reported during this period showed a decrease of 22.4 percent as compared to the previous year 2024.

In carrying out its duties, the Police Force has achieved success regardless of various challenges. The Police Force will continue carrying out its duties professionally in accordance with laws, regulations and other guidelines. The Police Force will also continue cooperating with various institutions, stakeholders and the public in general to overcome challenges in order to achieve its goal of protecting people and their property. It's our expectation that the Government of the United Republic of Tanzania will continue to support the Tanzania Police Force in solving challenges which are beyond its capability.

7.2 Recommendations

In order to overcome the challenges in combating crime, the Police Force is making the following recommendations to the Government and stakeholders;

- i. Police officers should continue to be trained on modern methods and techniques (specific training) that are compatible with changes in science and technology especially new types of crime.
- ii. The budget of the Police Force should continue to be improved so that it can meet the important needs that will enable performance and the provision of better services to the people.

- iii. The strength of the Police Force should continue to be improved to match the increase in population, the growth of cities, and other needs such as the protections of new infrastructure that is being built by the Government.
- iv. The Police Force in the country should continue to be equipped with modern tools, especially cars, motorbikes and modern intelligence and scientific investigation equipments to improve the performance.
- v. Training and learning environment of the Police colleges should be improved to match with the current modernised world.
- vi. The Statistical Unit of the Police Force should continue to be strengthened through capacity building and improved tools for monitoring and access accurate data in the region and district levels.

